

Tender No. HORC/HRIDC/C-4/2022

Attachment 8 to Corrigendum No. 3

Section VII-8: Tender Drawings and Documents

A-Tender Drawings

Revised and New Tender Drawings

Section VII-8

A: Tender Drawings

List of Drawings



-Black colour shows Tender drawings which have not been revised in Corrigendum No.3



-Blue colour shows Tender drawings which have been revised in Corrigendum No. 3



-Red colour shows New Tender drawings added with Corrigendum No. 3

Notes:

1. Tender Drawings are available for downloading on HRIDC website under Active Tender Section (<https://hridc.co.in/active-tender.php>).
2. Only revised and new drawings added after issue of Corrigendum No. 2 are attached in this Corrigendum No. 3

S. No	TITLE	DRAWING NO.
1 CONCEPTUAL PLAN AND LONGITUDINAL SECTION:		
1.	Conceptual plan and longitudinal section from chainage 10.0KM to chainage 15.185KM (tunnel)	GC-HRIDC-ALL-DRW-ALN-P&P-10-15KM_A1
2.	Conceptual plan and longitudinal section from chainage 15.185KM to chainage 20.0KM	GC-HRIDC-ALL-DRW-ALN-P&P-15-20KM_A1
3.	Conceptual plan and longitudinal section from chainage 24.0KM to chainage 30.0KM (tunnel)	GC-HRIDC-ALL-DRW-ALN-P&P-24-30KM_A1
2 TUNNEL		
1.	Conceptual drawing for Single track tunnel cross section (Rock)	GC-HRIDC-C4-DRW-TTL-CLT-01001_A1
2.	Conceptual drawing for Single track tunnel cross section (Soil)	GC-HRIDC-C4-DRW-TTL-CLT-01002_A1
3.	Conceptual drawing for Support class III from CH: 24940 to CH: 26000	GC-HRIDC-C4-DRW-TTL-CLT-01003_A0
4.	Conceptual drawing for Support class IV from CH: 24880 to CH: 24940	GC-HRIDC-C4-DRW-TTL-CLT-01004_A0
5.	Conceptual drawing for Support class VI (i) from CH: 26000 to CH: 28420	GC-HRIDC-C4-DRW-TTL-CLT-01005_A0
6.	Conceptual drawing for Support class VI(ii) from CH: 28420 to CH: 28480	GC-HRIDC-C4-DRW-TTL-CLT-01006_A0
7.	Conceptual drawing for Tunnel typical detail of lattice girder	GC-HRIDC-C4-DRW-TTL-CLT-01007_A0
8.	Conceptual drawing for Cut & cover section of tunnel	GC-HRIDC-C4-DRW-TTL-CLT-01008_A1

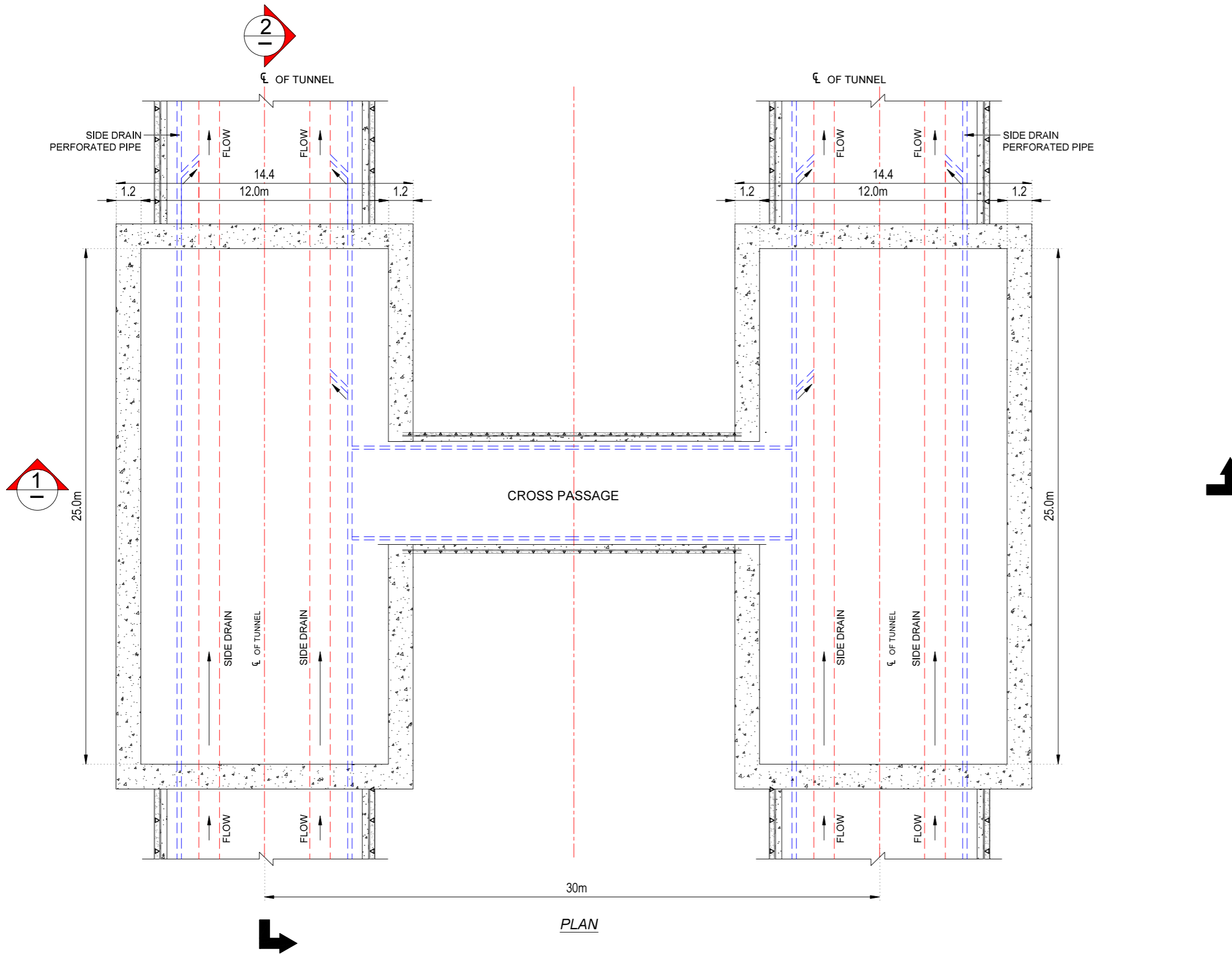
S. No	TITLE	DRAWING NO.
9.	Conceptual drawing for Cross passage junction with main tunnel	GC-HRIDC-C4-DRW-TTL-CLT-01009_A1
10.	Conceptual drawing for Permanent Ventilation shaft junction with main tunnel	GC-HRIDC-C4-DRW-TTL-CLT-01010_A2 (Sheet 1 of 3)
		GC-HRIDC-C4-DRW-TTL-CLT-01010_A2 (Sheet 2 of 3)
		GC-HRIDC-C4-DRW-TTL-CLT-01010_A2 (Sheet 3 of 3)
11.	Conceptual drawing for Construction cum utility shaft	GC-HRIDC-C4-DRW-TTL-CLT-01011_A2
12.	Conceptual drawing for Portal-1 & Abutment A2 of viaduct with drainage excavation plan & sections	GC-HRIDC-C4-DRW-TTL-CLT-01012_A1
13.	Conceptual drawing for Portal-2 & open cutting area with 100m ballastless track	GC-HRIDC-C4-DRW-TTL-CLT-01013_A1
3 BRIDGES		
3.1 MINOR BRIDGES		
1.	Conceptual general arrangement drawing for Balancing culvert Bridge no. 047 Span 1.0x2.0x2.0 RCC box at Ch: 12208.018	GC-HRIDC-C4-DRW-BRD-GAD-01047_A1
2.	Conceptual general arrangement drawing for Drain + Road Bridge no. 048 span 1x4.0x5.0+1x5x5 RCC box at Ch: 12298.962	GC-HRIDC-C4-DRW-BRD-GAD-01048_A1
3.	Conceptual general arrangement drawing for pipe culvert Bridge no. 049 span 1.0x1.80ø Pipe culvert at Ch: 12341.836	GC-HRIDC-C4-DRW-BRD-GAD-01049_A1
4.	Conceptual general arrangement drawing for Balancing culvert Bridge no. 050 Span 1.0x2.0x2.0 RCC box at Ch: 12645.715	GC-HRIDC-C4-DRW-BRD-GAD-01050_A1
5.	Conceptual general arrangement drawing canal Bridge no. 051 span 1.0x3.0x3.0 RCC box at Ch: 13114.998	GC-HRIDC-C4-DRW-BRD-GAD-01051_A1
6.	Conceptual general arrangement drawing for Balancing culvert Bridge no. 052 Span 1.0x3.0x3.0 RCC box at Ch: 13903.112	GC-HRIDC-C4-DRW-BRD-GAD-01052_A1

S. No	TITLE	DRAWING NO.
7.	Conceptual general arrangement drawing for canal Bridge no. 054 1.0x3.0x3.0 RCC box at Ch: 14601.627	GC-HRIDC-C4-DRW-BRD-GAD-01054_A1
8.	Conceptual general arrangement drawing for Road under bridge, Bridge no. 055 Span 1×5.0×5.0 RCC box at Ch: 14756.727	GC-HRIDC-C4-DRW-BRD-GAD-01055_A1
9.	Conceptual general arrangement drawing for Balancing culvert Bridge no. 056 Span 1.0x2.0x2.0 RCC box at Ch: 15100.163	GC-HRIDC-C4-DRW-BRD-GAD-01056_A1
10.	Conceptual general arrangement drawing for Road under bridge, Bridge no. 057 Span 1×5.0×5.0 RCC box at Ch: 15944	GC-HRIDC-C4-DRW-BRD-GAD-01057_A1
11.	Conceptual general arrangement drawing proposed RUB no. 060 Span 2×7.0×5.6 RCC box at Ch: 16827	GC-HRIDC-C4-DRW-BRD-GAD-01060_A2
3.2 MAJOR BRIDGES		
1.	Conceptual general arrangement drawing for stream bridge no.53 2x24.4 CG at Ch: 14472.112m	GC-HRIDC-C4-DRW-BRD-GAD-01053_A2
2.	Conceptual general arrangement drawing for Canal Br.no. 058 1 x 5 x 5.4m + 1 x 12.2m + 1 x 5 x 5.4m PSC U slab Ch: 16127	GC-HRIDC-C4-DRW-BRD-GAD-01058_A2
3.	Conceptual general arrangement drawing proposed RUB no. 059 2 x 12.2m PSC U slab Ch: 16727	GC-HRIDC-C4-DRW-BRD-GAD-01059_A2
4.	Conceptual general arrangement drawing proposed Canal Br. No. 061 1x5x5.4+1x12.2+1x5x5.4m PSC U slab Ch: 16917	GC-HRIDC-C4-DRW-BRD-GAD-01061_A2
5.	Conceptual general arrangement drawing proposed RUB no. 062 1 x 12.2m PSC U slab Ch: 17500	GC-HRIDC-C4-DRW-BRD-GAD-01062_A2

S. No	TITLE	DRAWING NO.
4 MISCELLANEOUS DRAWINGS (CONCEPTUAL PLANS)		
1.	Jurisdictional sketch of C-4 package	GC-HRIDC-C4-SK-CIVIL-001_A1
2.	Schematic diagram of HORC tunnel	GC-HRIDC-C4-SK-TUNNEL-001_A1
3.	Conceptual Plan Typical embankment/cutting profile	GC-HRIDC-SK-GEN-001_A2
4.	Conceptual Plan Drains for Embankment	GC-HRIDC-SK-GEN-008_A2
5.	Conceptual Plan Steel barricade	GC-HRIDC-SK-GEN-009
6.	Conceptual Plan Interfacing location bank benching	GC-HRIDC-C4-SK-012_A2
7.	Conceptual Plan CC Toe wall	GC-HRIDC-SK-GEN-014_A2
8.	Conceptual Plan Typical details of protection work	GC-HRIDC-SK-GEN-015_A1
9.	Conceptual Plan Barbed wire fencing	GC-HRIDC-SK-GEN-016_A1
10.	Conceptual Plan for Transition system of bridge approaches	GC-HRIDC-SK-GEN-019_A1
11.	Conceptual plan for Trolley Refuge in embankment	GC-HRIDC-SK-GEN-022
12.	Conceptual plan for Trolley Refuge in cutting	GC-HRIDC-SK-GEN-023
13.	Conceptual sketch for NP4 pipe of 450mm Dia	GC-HRIDC-SK-GEN-028_A1
14.	Conceptual sketch for precast RCC box 500 x 500 mm size	GC-HRIDC-SK-GEN-029_A1
15.	Conceptual general arrangement drawing crossing of HORC rail line below Vadodara expressway	GC-HRIDC-SK-GEN-030_A0
16.	Typical sketch for approach road of RUBs.	GC-HRIDC-SK-GEN-031_A0
17.	Conceptual sketch for details of stairs from cutting in formation to ground	GC-HRIDC-C4-SK-TUNNEL-002_A0
5 GENERAL ELECTRICAL SERVICES DRAWINGS		
1.	Indicative layout plan of Sub-station 11/0.433KV near utility shaft	GC-HRIDC-C4-DRW-TTL-ELE-001_A2
2.	Indicative layout plan of Sub-station 11/0.433KV	GC-HRIDC-C4-DRW-TTL-ELE-002_A2
3.	Power supply for lighting arrangement (indicative)	GC-HRIDC-C4-DRW-TTL-ELE-003_A2
4.	Power supply arrangement for emergency and maintenance power socket diagram (indicative)	GC-HRIDC-C4-DRW-TTL-ELE-004_A2
5.	Single line diagram of HT system in tunnel (indicative)	GC-HRIDC-C4-DRW-TTL-ELE-005_A1

S. No	TITLE	DRAWING NO.
6	LAND AREA FOR TUNNEL	
1.	Land area near Portal-1	HRIDC-C4-SK-LANDPLAN-001_A1
2.	Land area near permanent Ventilation shaft 1 & 2	HRIDC-C4-SK-LANDPLAN-002_A1
3.	Land area near Construction cum utility shaft	HRIDC-C4-SK-LANDPLAN-003_A1
4.	Land area near permanent Ventilation shaft 3 & 4	HRIDC-C4-SK-LANDPLAN-004_A1
5.	Land details from Ch: 28341m to 29680m	HRIDC-C4-SK-LANDPLAN-005_A1

Tunnel



- NOTES:-**
1. ALL DIMENSIONS, NORTHING & EASTING AND LEVELS ARE IN METER, UNLESS OTHERWISE SPECIFIED.
 2. NO DIMENSIONS SHALL BE MEASURED FROM DRAWING.
 3. TUNNEL EXCAVATED BY HEADING, BENCHING / MULTI DRIFT METHOD (NATM).
 4. THE GRADE OF SHOTCRETE WITH SFRS AS PER DETAIL DESIGN.
 5. PROPOSED SUPPORT SYSTEM IS BASED ON GIR PROVIDED BY GEOLOGIST. ACTUAL SUPPORT SYSTEM MAY BE REVISED BASED ON ACTUAL RESPONSE OF STRATA DURING EXCAVATION.
 6. DRAINAGE PIPE SHALL BE 150mmØ PERFORATED PVC PIPE WRAPPED WITH NON-WOVEN GEOTEXTILE FABRIC AS PER IS-4989
 7. EXCAVATION SEQUENCE WILL BE PROVIDED BASED ON GFC.
 8. PIPE ROOFING/FOREPULING OF 114 MM DIA SHALL BE PROVIDED WHERE EVER IT IS REQUIRED.
 9. SELF DRILLING ANCHOR OF CAPACITY 190 KN SHALL BE PROVIDED FOR PRIMARY SUPPORT DURING EXCAVATION.
 10. LATTICE GIRDER 25-25-32 OF DEPTH 187 MM/ ISMB 200 MM SHALL BE INCASD IN SFRS OF MINIMUM THICKNESS 250 MM.
 11. DIMENSION OF PRIMARY SUPPORT & CONCRETE ARE TENTATIVE.
 12. INSERT PLATES SHALL BE PROVIDED IN THE WALL FOR PROVISION OF SS STAIRS OF MINIMUM WIDTH OF 1.5M.
 13. ROOFING SYSTEM OVER SHAFTS SHALL BE PROVIDED AS PER DBR.

LOCATION	
SHAFT-1	CH:26080
SHAFT-2	CH:26080
SHAFT-3	CH:27680
SHAFT-4	CH:27680

PROJECT- HARYANA ORBITAL RAIL CORRIDOR
CONNECTING PALWAL TO SONPAT BYPASSING DELHI AREA BY LINKING ASAOPTI-PATLI-SULTANPUR-ASAUDAH BY NEW ELECTRIFIED BG DOUBLE LINE

CLIENT- HARYANA RAIL INFRASTRUCTURE DEVELOPMENT CORPORATION LIMITED.

GENERAL CONSULTANT- RITES Limited in consortium with SMEC International Pty. Ltd.

GC/HORC		HRIDC	
NAME / DESIGNATION	SIGN	NAME / DESIGNATION	SIGN
CHAHATEY RAM PD	<i>Chahatey Ram</i>	SHIV OM DWIVEDI CPM/HRIDC	<i>Shiv</i>
SUDHIR AGRAWAL DPD/CIVIL	<i>MS</i>	RAJU SOLANKI DGM/CIVIL/S	<i>Raju</i>
		AM/S&T	
REETU PATIAL CDE /CIVIL	<i>Reetu</i>		
AMARNATH SINGH CRE/S&T	<i>Amarnath Singh</i>	AM/Civil/Plg.	<i>Amarnath</i>
STIPHEN SAHOO SRE/Elect.	<i>Stiphen</i>	JGM/L&U	<i>Stiphen</i>

GC/HORC DRG. NO. GC4HRIDC-C4ORW-TTL-CLT-01010_A2 SHEET: 1 OF 3

DRAWING NAME: CONCEPTUAL DRAWING FOR PERMANENT VENTILATION SHAFT JUNCTION WITH MAIN TUNNEL

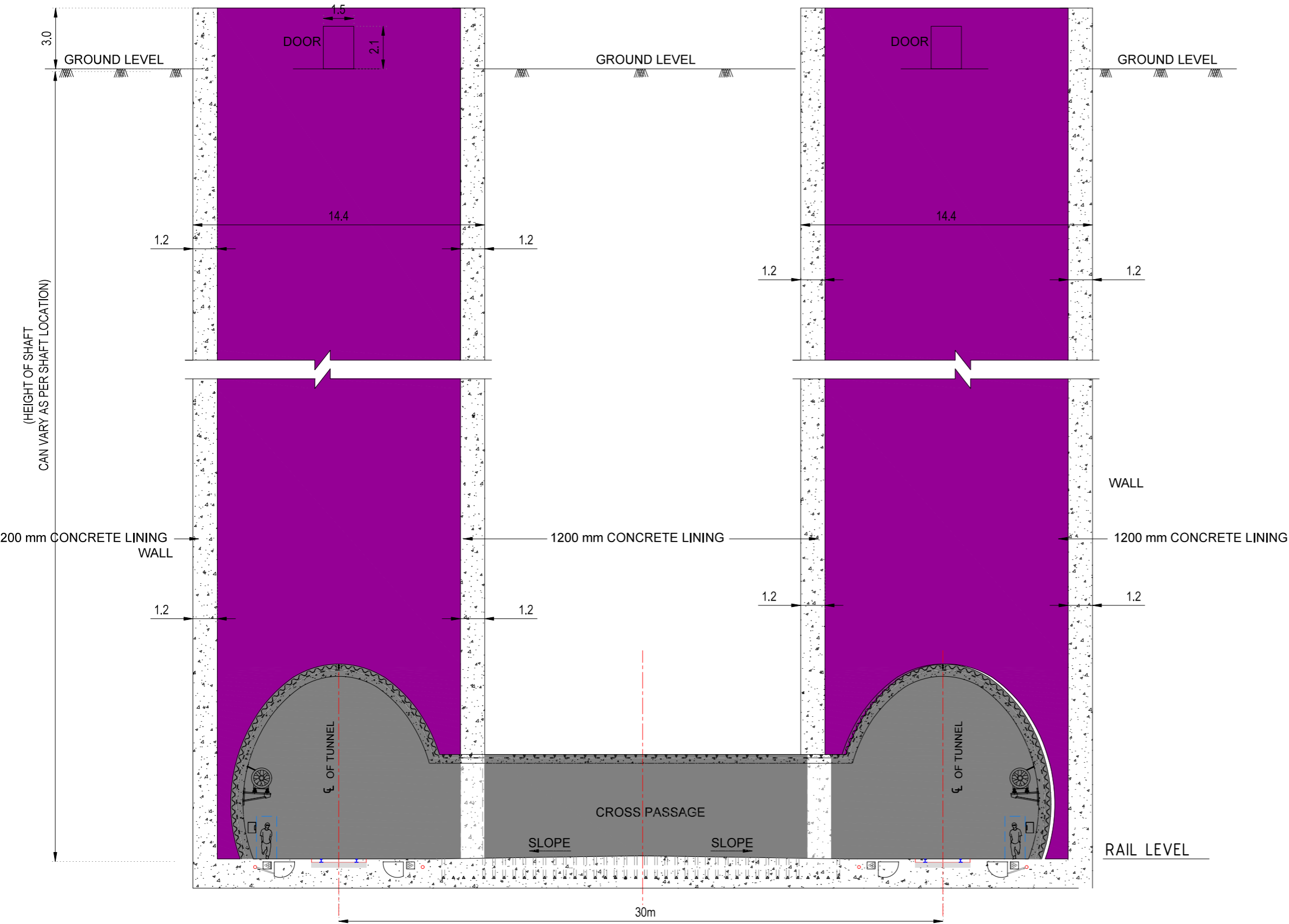
ISSUE DATE: 07.11.2022 REVISED DATE: 09.01.2023

SCALE: AS SHOWN

SMC DRG. NO. SMC/HRIDC/TUNCS-7

CONSULTANT: S.J.M. CONSULTANTS An ISO 9001 Company

RELEASER FOR APPROVAL: PRELIMINARY FOR APPROVAL TENDER CONSTRUCTION



SECTIONAL ELEVATION 1-1

- NOTES:-**
1. ALL DIMENSIONS, NORTHING & EASTING AND LEVELS ARE IN METER, UNLESS OTHERWISE SPECIFIED.
 2. NO DIMENSIONS SHALL BE MEASURED FROM DRAWING.
 3. TUNNEL EXCAVATED BY HEADING, BENCHING / MULTI DRIFT METHOD (NATM).
 4. THE GRADE OF SHOTCRETE WITH SFRS AS PER DETAIL DESIGN.
 5. THE PROPOSED SUPPORT SYSTEM IS BASED ON GIR PROVIDED BY GEOLOGIST. ACTUAL SUPPORT SYSTEM MAY BE REVISED BASED ON ACTUAL RESPONSE OF STRATA DURING EXCAVATION.
 6. DRAINAGE PIPE SHALL BE 150mmØ PERFORATED PVC PIPE WRAPPED WITH NON-WOVEN GEOTEXTILE FABRIC AS PER IS-4989
 7. EXCAVATION SEQUENCE WILL BE PROVIDED BASED ON GFC.
 8. PIPE ROOFING/FOREPULPING OF 114 MM DIA SHALL BE PROVIDED WHERE EVER IT IS REQUIRED.
 9. SELF DRILLING ANCHOR OF CAPACITY 190 KN SHALL BE PROVIDED FOR PRIMARY SUPPORT DURING EXCAVATION.
 10. LATTICE GIRDER 25-25-32 OF DEPTH 187 MM/ ISMB 200 MM SHALL BE INCASER IN SFRS OF MINIMUM THICKNESS 250 MM.
 11. DIMENSION OF PRIMARY SUPPORT & CONCRETE ARE TENTATIVE.
 12. INSERT PLATES SHALL BE PROVIDED IN THE WALL FOR PROVISION OF SS STAIRS OF MINIMUM WIDTH OF 1.5M.

LOCATION	
SHAFT-1	CH:26080
SHAFT-2	
SHAFT-3	CH:27680
SHAFT-4	

PROJECT- HARYANA ORBITAL RAIL CORRIDOR
CONNECTING PALWAL TO SONPAT BYPASSING DELHI AREA BY LINKING ASAOPTI-PATLI-SULTANPUR-ASAUDAH BY NEW ELECTRIFIED BG DOUBLE LINE

CLIENT- HARYANA RAIL INFRASTRUCTURE DEVELOPMENT CORPORATION LIMITED.

GENERAL CONSULTANT- RITES Limited in consortium with SMEC International Pty, Ltd.

GC/HORC
NAME / DESIGNATION SIGN
CHAHATEY RAM PD
SUDHIR AGRAWAL DPD/CIVIL

HRIDC
NAME / DESIGNATION SIGN
SHIV OM DWIVEDI CPM/HRIDC
RAJU SOLANKI DGM/CIVIL/S

REETU PATIAL CDE /CIVIL
AMARNATH SINGH CRE/S&T
STIPHEN SAHOO SRE/Elect.

AM/S&T
AM/Civil/Plg
JGM/L&U

RELEASED FOR PRELIMINARY FOR APPROVAL TENDER CONSTRUCTION

GC/HORC		HRIDC	
NAME / DESIGNATION	SIGN	NAME / DESIGNATION	SIGN
CHAHATEY RAM PD	<i>Chahatey Ram</i>	SHIV OM DWIVEDI CPM/HRIDC	<i>Shiv</i>
SUDHIR AGRAWAL DPD/CIVIL	<i>MS</i>	RAJU SOLANKI DGM/CIVIL/S	<i>Raju</i>
REETU PATIAL CDE /CIVIL	<i>Reetu</i>	AM/S&T	
AMARNATH SINGH CRE/S&T	<i>Amarnath Singh</i>	AM/Civil/Plg	<i>Amarnath</i>
STIPHEN SAHOO SRE/Elect.	<i>Stephen</i>	JGM/L&U	<i>JGM</i>

CONCEPTUAL DRAWING FOR PERMANENT VENTILATION SHAFT JUNCTION WITH MAIN TUNNEL

ISSUE DATE: 07.11.2022 REVISD DATE: 09.01.2023

SCALE: AS SHOWN


SMC DRG NO.- SMC/HRIDC/TUNCS-7

CONSULTANT: S.J.M. CONSULTANTS

SKS/KAPAL
SIVENDRA KUMAR PUNJIBI DESIGNER

B.R.SHARMA
S.CONSULTANT/TUNNEL

A.A.SAMANT
PROJECT INCHARGE



SECTIONAL ELEVATION 2-2

NOTES:-

1. ALL DIMENSIONS, NORTHING & EASTING AND LEVELS ARE IN METER, UNLESS OTHERWISE SPECIFIED.
2. NO DIMENSIONS SHALL BE MEASURED FROM DRAWING.
3. TUNNEL EXCAVATED BY HEADING, BENCHING / MULTI DRIFT METHOD (NATM).
4. THE GRADE OF SHOTCRETE WITH SFRS AS PER DETAIL DESIGN.
5. PROPOSED SUPPORT SYSTEM IS BASED ON GIR PROVIDED BY GEOLOGIST. ACTUAL SUPPORT SYSTEM MAY BE REVISED BASED ON ACTUAL RESPONSE OF STRATA DURING EXCAVATION.
6. DRAINAGE PIPE SHALL BE 150mmØ PERFORATED PVC PIPE WRAPPED WITH NON-WOVEN GEOTEXTILE FABRIC AS PER IS-4989
7. EXCAVATION SEQUENCE WILL BE PROVIDED BASED ON GFC.
8. PIPE ROOFING/FOREPULING OF 114 MM DIA SHALL BE PROVIDED WHERE EVER IT IS REQUIRED.
9. SELF DRILLING ANCHOR OF CAPACITY 190 KN SHALL BE PROVIDED FOR PRIMARY SUPPORT DURING EXCAVATION.
10. LATTICE GIRDER 25-25-32 OF DEPTH 187 MM/ ISMB 200 MM SHALL BE INCASED IN SFRS OF MINIMUM THICKNESS 250 MM.
11. DIMENSION OF PRIMARY SUPPORT & CONCRETE ARE TENTATIVE.
12. INSERT PLATES SHALL BE PROVIDED IN THE WALL FOR PROVISION OF SS STAIRS OF MINIMUM WIDTH OF 1.5M.

LOCATION	
SHAFT-1	CH:26080
SHAFT-2	
SHAFT-3	CH:27680
SHAFT-4	

PROJECT- HARYANA ORBITAL RAIL CORRIDOR
CONNECTING PALWAL TO SONPAT BYPASSING DELHI AREA BY LINKING ASAOPTI-PATLI-SULTANPUR-ASAUDAH BY NEW ELECTRIFIED BG DOUBLE LINE

CLIENT- HARYANA RAIL INFRASTRUCTURE DEVELOPMENT CORPORATION LIMITED.

GENERAL CONSULTANT- RITES Limited in consortium with SMEC International Pty, Ltd.

GC/HORC NO- GC4HRDC-C4ORW-TTL-CLT-01010_A2 SHEET: 3 OF 3

DRAWING NAME- CONCEPTUAL DRAWING FOR PERMANENT VENTILATION SHAFT JUNCTION WITH MAIN TUNNEL

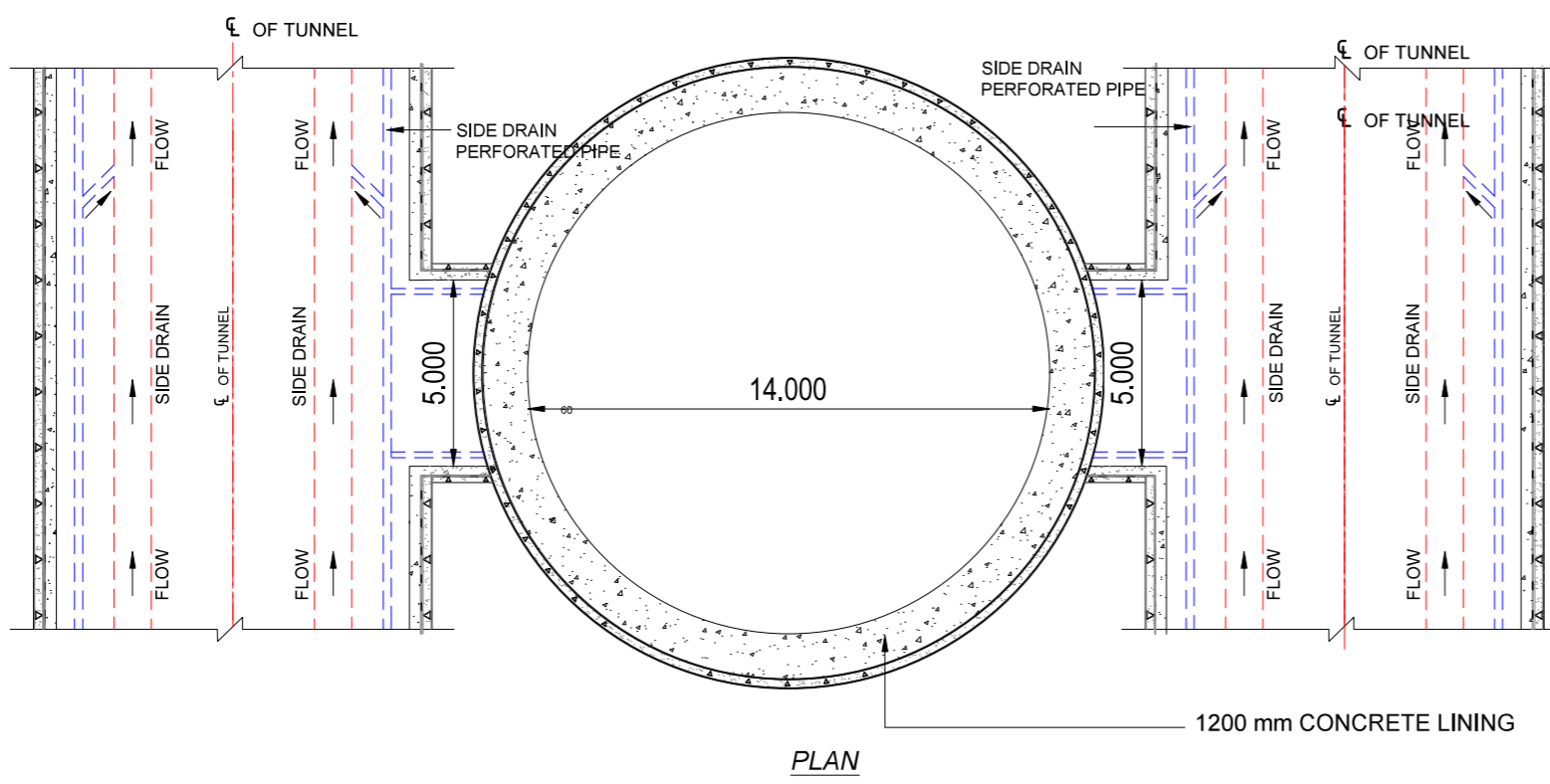
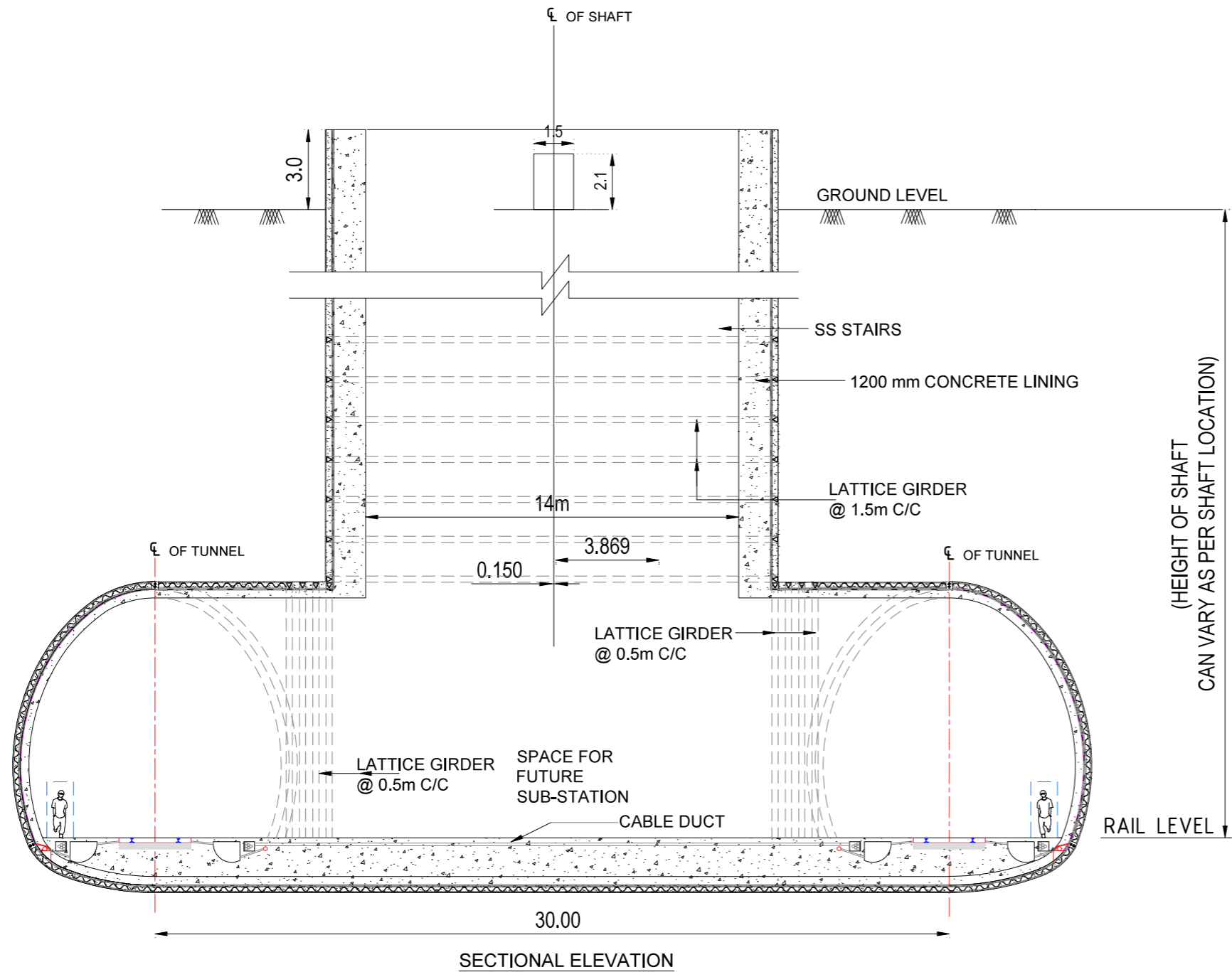
ISSUE DATE- 07.11.2022 REVISED DATE- 06.01.2023

SCALE- AS SHOWN

SMC/HRDC/TUNICS-7

GC/HORC		HRDC	
NAME / DESIGNATION	SIGN	NAME / DESIGNATION	SIGN
CHAHATEY RAM PD	<i>Chahatey Ram</i>	SHIV OM DWIVEDI CPM/HRDC	<i>Shiv</i>
SUDHIR AGRAWAL DPD/CIVIL	<i>AS</i>	RAJU SOLANKI DGM/CIVIL/S	<i>Raju</i>
		AM/S&T	
REETU PATIAL CDE /CIVIL	<i>Reetu</i>		
AMARNATH SINGH CRE/S&T	<i>Amarnath Singh</i>	AM/Civil/Plg	<i>Amarnath</i>
STIPHEN SAHOO SRE/Elect.	<i>Stephen</i>	JGM/L&U	<i>Stephen</i>

CONTRACTOR- S.K. SHARMA
PROJECT MANAGER- S.K. SHARMA
PRELIMINARY FOR APPROVAL
TENDER
CONSTRUCTION



- NOTES:-**
1. ALL DIMENSIONS, NORTHING & EASTING AND LEVELS ARE IN METER, UNLESS OTHERWISE SPECIFIED.
 2. NO DIMENSIONS SHALL BE MEASURED FROM DRAWING.
 3. TUNNEL EXCAVATED BY HEADING, BENCHING / MULTI DRIFT METHOD (NATM).
 4. THE GRADE OF SHOTCRETE WITH SFRS AS PER DETAIL DESIGN.
 5. PROPOSED SUPPORT SYSTEM IS BASED ON GIR PROVIDED BY GEOLOGIST. ACTUAL SUPPORT SYSTEM MAY BE REVISED BASED ON ACTUAL RESPONSE OF STRATA DURING EXCAVATION.
 6. DRAINAGE PIPE SHALL BE 150mm ϕ , PERFORATED PVC PIPE WRAPPED WITH NON-WOVEN GEOTEXTILE FABRIC AS PER IS-4989
 7. EXCAVATION SEQUENCE WILL BE PROVIDED BASED ON GFC.
 8. PIPE ROOFING/FOREPILING OF 114 MM DIA SHALL BE PROVIDED WHERE EVER IT IS REQUIRED.
 9. SELF DRILLING ANCHOR OF CAPACITY 190 KN SHALL BE PROVIDED FOR PRIMARY SUPPORT DURING EXCAVATION.
 10. LATTICE GIRDER 25-25-32 OF DEPTH 187 MM/ ISMB 200 MM SHALL BE INCASD IN SFRS OF MINIMUM THICKNESS 250 MM.
 11. DIMENSION OF PRIMARY SUPPORT & CONCRETE ARE TENTATIVE.
 12. INSERT PLATES SHALL BE PROVIDED IN THE WALL FOR PROVISION OF SS STAIRS OF MINIMUM WIDTH OF 1.5M.
 13. ROOFING SYSTEM OVER SHAFTS SHALL BE PROVIDED AS PER DBR.

GC/HORC		HRIDC	
NAME / DESIGNATION	SIGN	NAME / DESIGNATION	SIGN
CHAHATEY RAM PD	<i>Chahatey Ram</i>	SHIV OM DWIVEDI CPM/HRIDC	<i>Shiv</i>
SUDHIR AGRAWAL DPD/CIVIL	<i>Shudh</i>	RAJU SOLANKI DGM/CIVIL/S	<i>Raju</i>
REETU PATIAL CDE /CIVIL	<i>Reetu</i>	AM/S&T	
AMARNATH SINGH CRE/S&T	<i>Amarnath Singh</i>	AM/Civil/Plg	<i>Amarnath</i>
STIPHEN SAHOO SRE/Elect.	<i>Stephen</i>	JGM/L&U	<i>Stephen</i>

PROJECT:- HARYANA ORBITAL RAIL CORRIDOR
CONNECTING PALWAL TO SONPAT BYPASSING DELHI AREA BY LINKING ASAOPTI-PATLI-SULTANPUR-ASAUDAH BY NEW ELECTRIFIED BG DOUBLE LINE

CLIENT:- HARYANA RAIL INFRASTRUCTURE DEVELOPMENT CORPORATION LIMITED.

GENERAL CONSULTANT:- RITES Limited in consortium with SMEC International Pty, Ltd.

GENERAL CONSULTANT FOR HARYANA ORBITAL RAIL CORRIDOR

NAME / DESIGNATION	SIGN	NAME / DESIGNATION	SIGN
CHAHATEY RAM PD	<i>Chahatey Ram</i>	SHIV OM DWIVEDI CPM/HRIDC	<i>Shiv</i>
SUDHIR AGRAWAL DPD/CIVIL	<i>Shudh</i>	RAJU SOLANKI DGM/CIVIL/S	<i>Raju</i>
REETU PATIAL CDE /CIVIL	<i>Reetu</i>	AM/S&T	
AMARNATH SINGH CRE/S&T	<i>Amarnath Singh</i>	AM/Civil/Plg	<i>Amarnath</i>
STIPHEN SAHOO SRE/Elect.	<i>Stephen</i>	JGM/L&U	<i>Stephen</i>

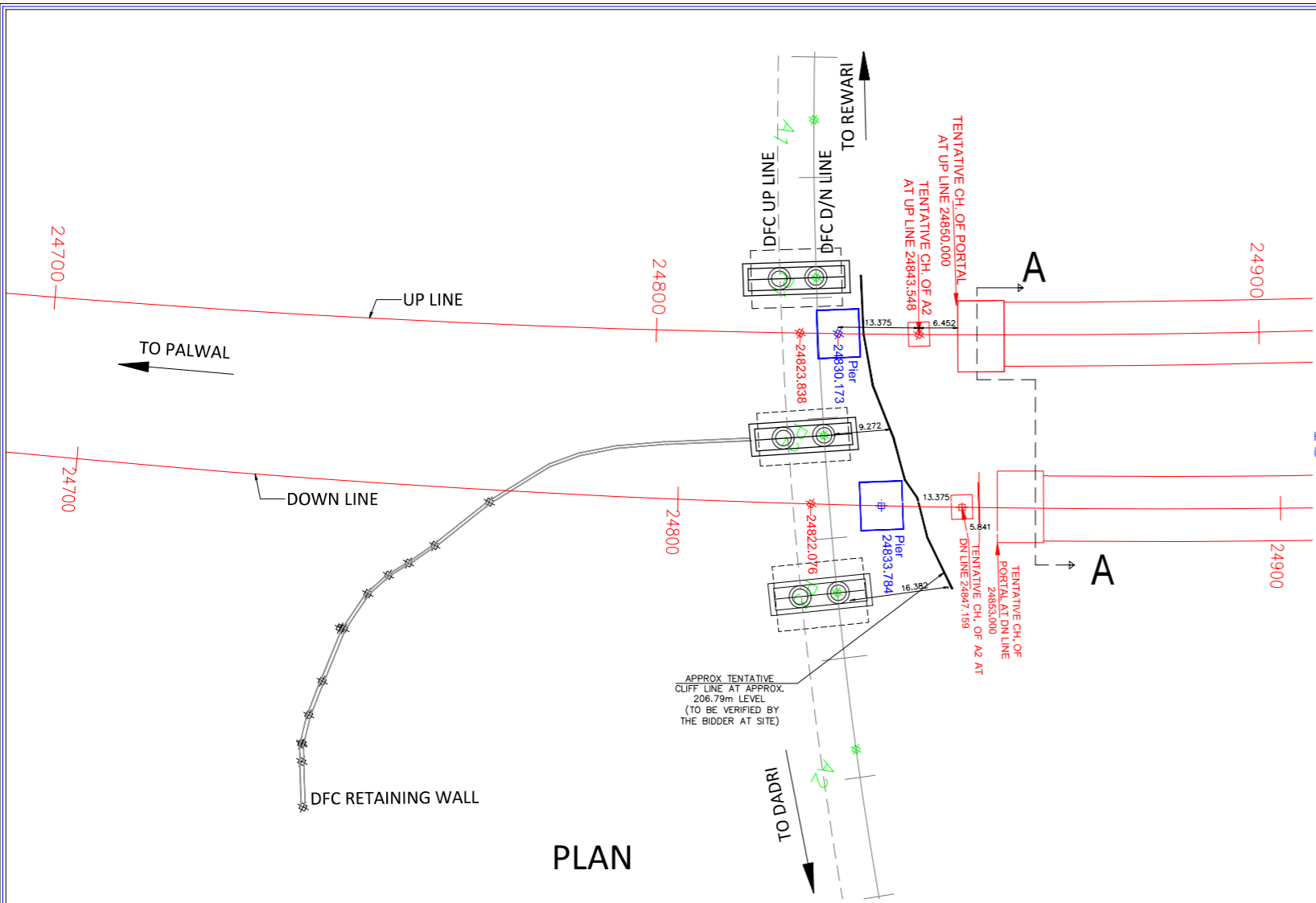
ISSUE DATE: 07.11.2022 REVISED DATE: 09.01.2023

SCALE: AS SHOWN

SMC DRS. NO.: SMC/HRIDC/TUNCS-7

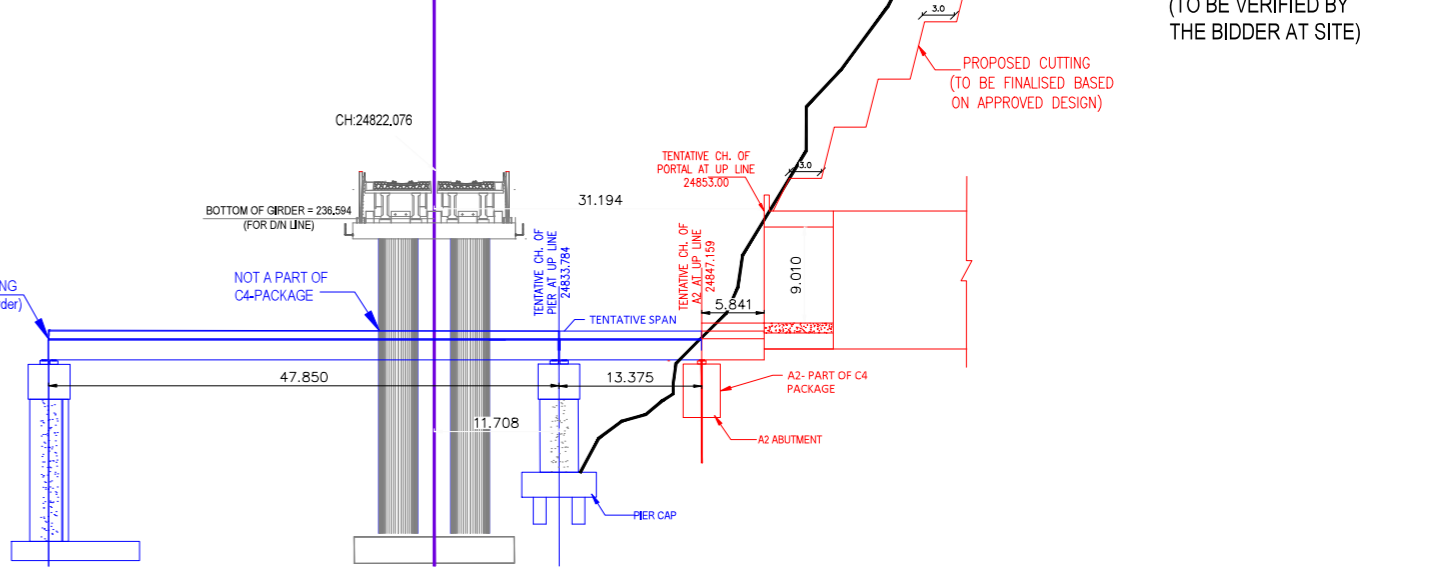
CONSULTANT: SJA CONSULTANTS

RELEASER FOR: PRELIMINARY FOR APPROVAL TENDER CONSTRUCTION



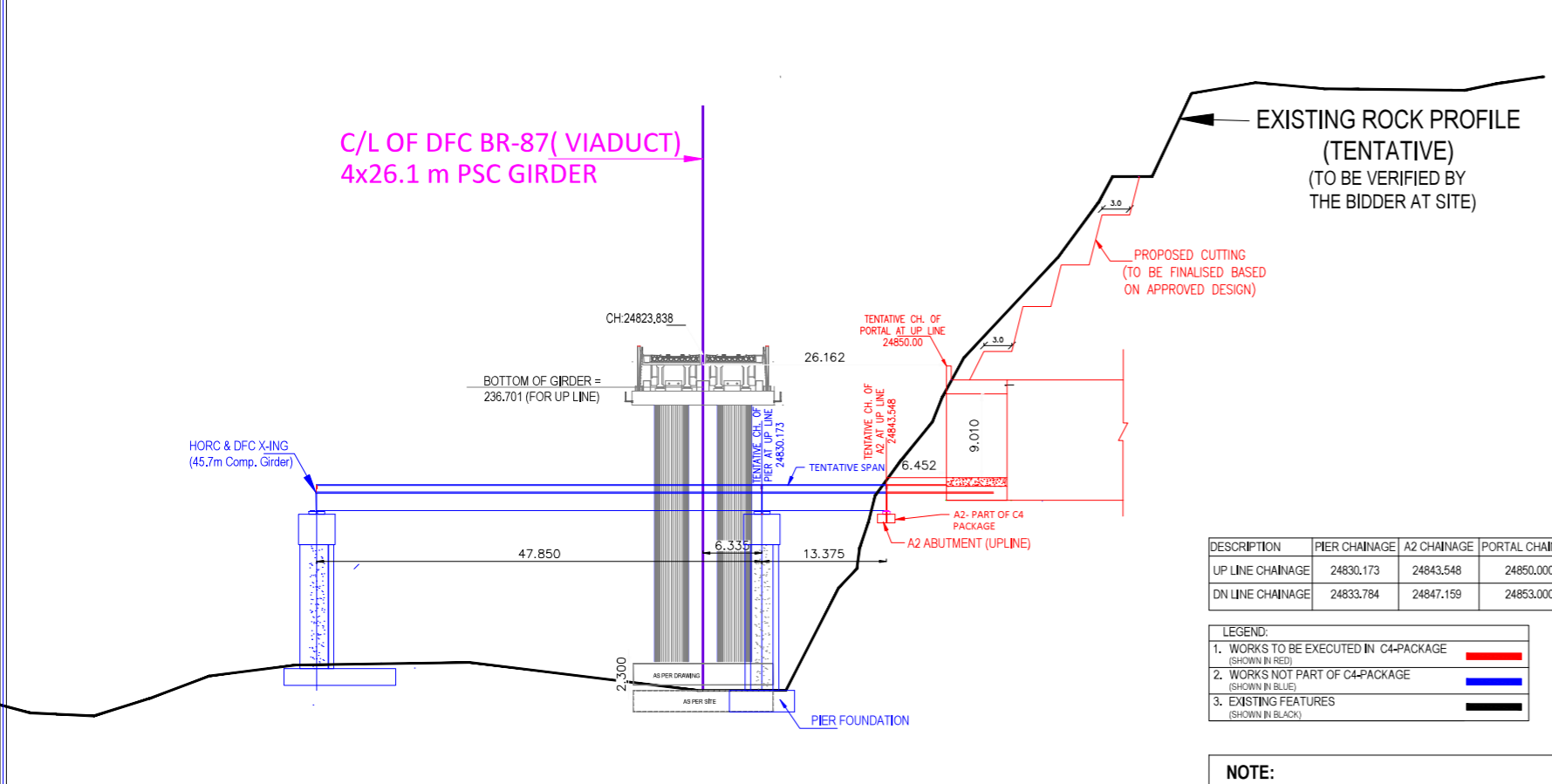
PLAN

C/L OF DFC BR-87 (VIADUCT)
4x26.1 m PSC GIRDER

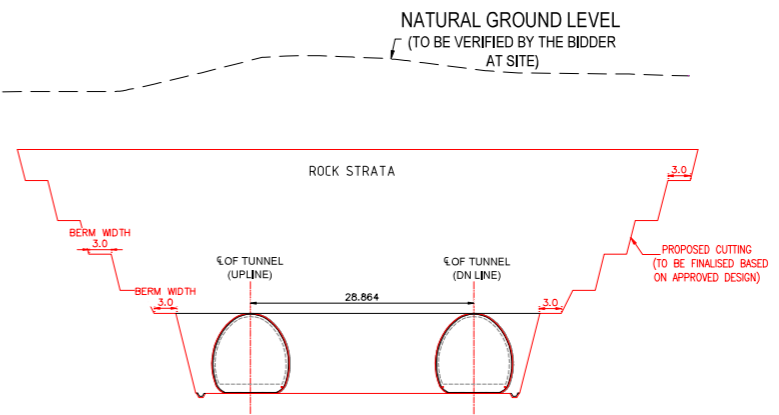


SECTION AT DN LINE

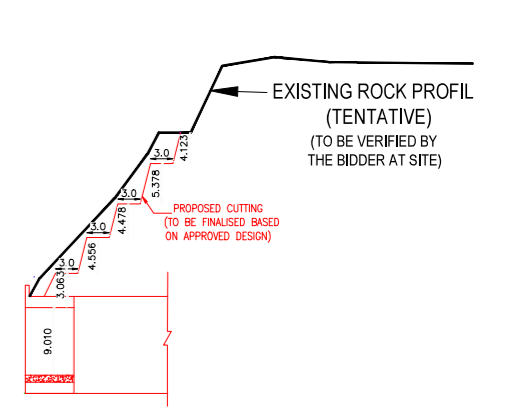
C/L OF DFC BR-87 (VIADUCT)
4x26.1 m PSC GIRDER



SECTION AT UP LINE



SECTION A-A (ELEVATION)



SECTION A-A (SIDE VIEW)

DESCRIPTION	PIER CHAINAGE	A2 CHAINAGE	PORTAL CHAINAGE
UP LINE CHAINAGE	24830.173	24843.548	24850.000
DN LINE CHAINAGE	24833.784	24847.159	24853.000

- LEGEND:
- 1. WORKS TO BE EXECUTED IN C4-PACKAGE (SHOWN IN RED)
 - 2. WORKS NOT PART OF C4-PACKAGE (SHOWN IN BLUE)
 - 3. EXISTING FEATURES (SHOWN IN BLACK)

- NOTE:
1. THE CHAINAGE OF PORTALS OF UP & DOWN LINE SHOWN ARE TENTATIVE AND WILL BE FINALISED BASED ON THE APPROVED DESIGN OF TUNNEL.
 2. CHAINAGES SHOWN ARE RECKONED FROM C/L OF PRITHALA STATION BUILDING TAKEN AS 0.00m, WITH RESPECT TO UP MAIN LINE.

GC/HORC		HRIDC	
NAME / DESIGNATION	SIGN	NAME / DESIGNATION	SIGN
CHAHATEY RAM PATEY	<i>Chahatey Ram</i>	SHIV OM DWIVEDI CPM/HRIDC	<i>Shiv</i>
SUDHIR AGRAWAL DPD/CIVIL	<i>Shiv</i>	RAJU SOLANKI DGM/CIVIL/S	<i>Raju</i>
REETU PATIAL CDE /CIVIL	<i>Reetu</i>	AM/S&T	
AMARNATH SINGH CRE/S&T	<i>Amarnath Singh</i>	AM/Civil/Plg	<i>Amarnath</i>
STIPHEN SAHOO SRE/Elect.	<i>Stephen</i>	JGM/L&U	<i>Stephen</i>

PROJECT: HARYANA ORBITAL RAIL CORRIDOR
CONNECTING PALWAL TO SONPAT BYPASSING DELHI AREA BY LINKING ASAOPTI-PATLI-SULTANPUR-SAUDHAH BY NEW ELECTRIFIED BG DOUBLE LINE

CLIENT: HARYANA RAIL INFRASTRUCTURE DEVELOPMENT CORPORATION LIMITED.

GENERAL CONSULTANT: GENERAL CONSULTANT FOR HARYANA ORBITAL RAIL CORRIDOR
RITES Limited in consortium with SMEC International Pty. Ltd.

GC/HORC DRG. NO.: GC-HRIDC-C4-DRW-TTL-CLT-01012_A1

DRAWING NAME: CONCEPTUAL DRAWING FOR PORTAL-1 & ABUTMENT A2 OF PROPOSED HORC VIADUCT

ISSUE DATE: 07.11.2022 | REVISED DATE: 09.01.2023

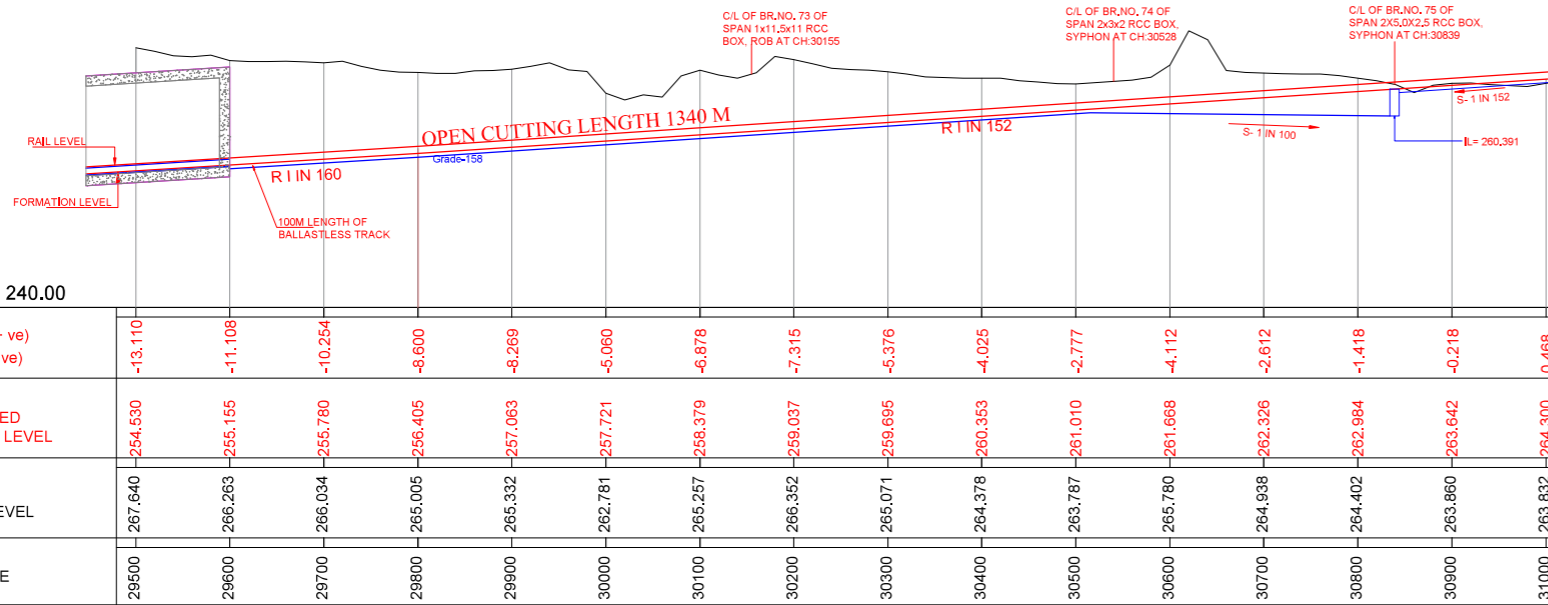
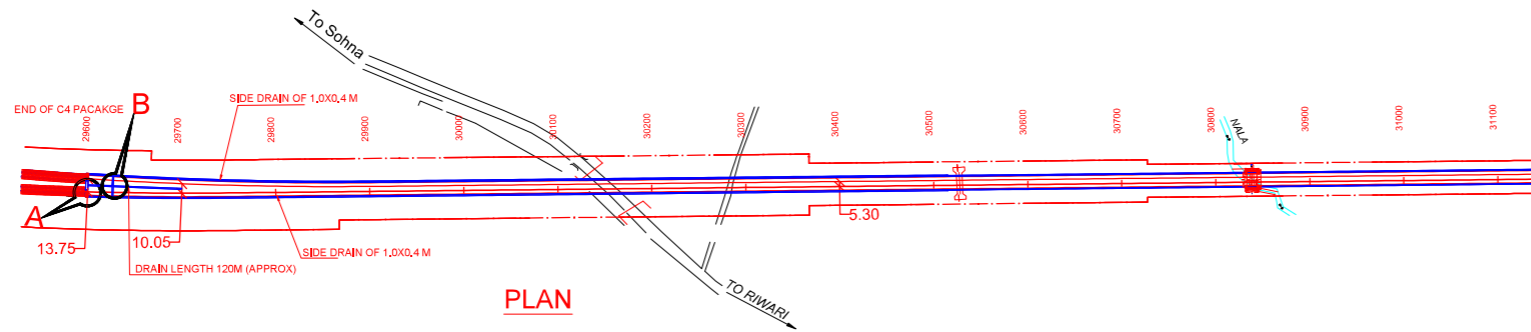
SCALE: AS SHOWN

SMC DRG. NO.: SMC/HRIDC/TUN/CS-7

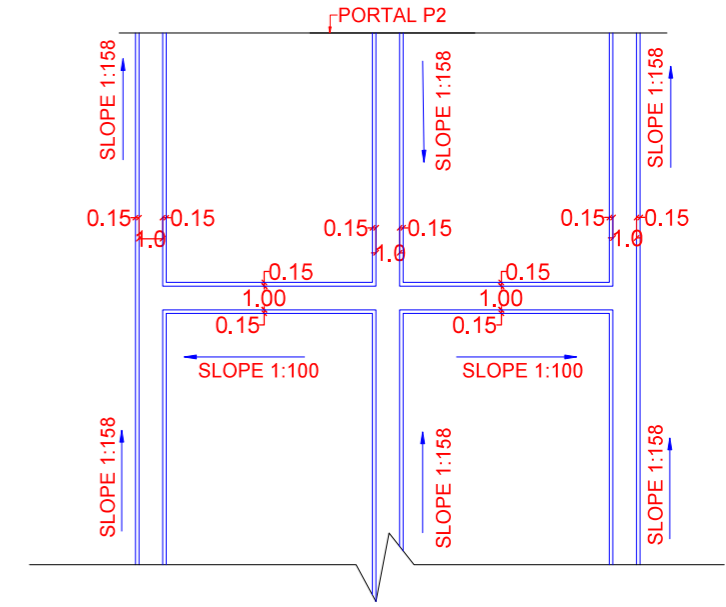
CONSULTANT: S.M. CONSULTANTS

RELEASER FOR: PRELIMINARY FOR APPROVAL TENDER CONSTRUCTION

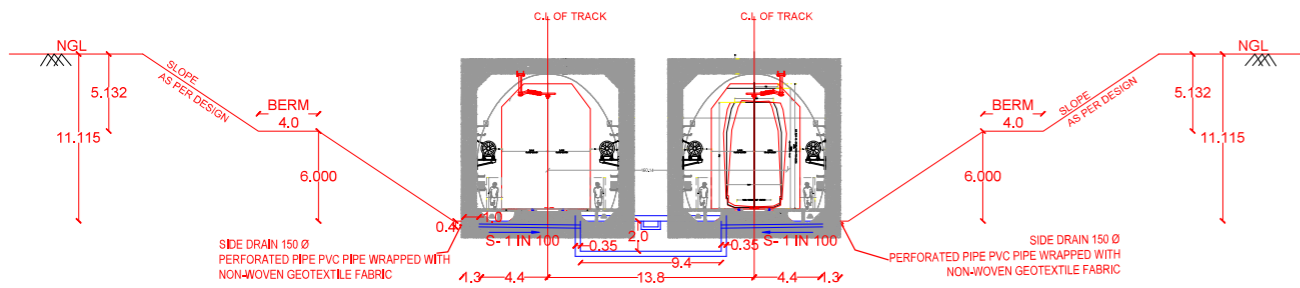
DETAILS OF SIDE DRAIN & PORTAL 2



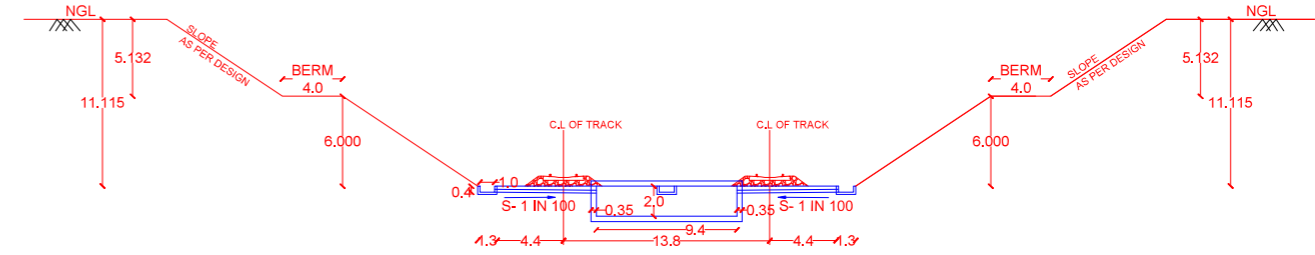
LONGITUDINAL SECTION



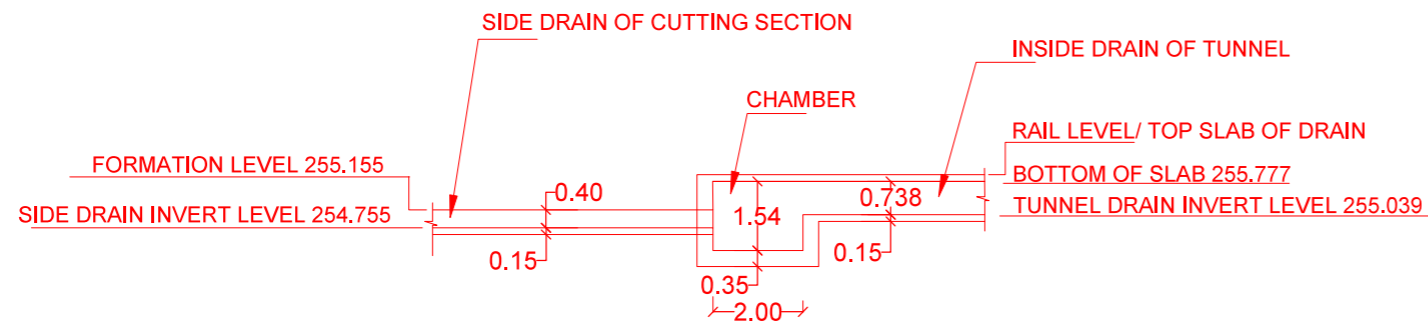
DETAILS OF 'B'



CROSS SECTION AT CUTTING AT PORTAL



CROSS SECTION AT CUTTING BEFORE PORTAL



DETAILS OF 'A' DRAIN SLOPE AS PER FORMATION

GC/HORC		HRIDC	
NAME / DESIGNATION	SIGN	NAME / DESIGNATION	SIGN
CHAHATEY RAM PD	<i>Chahatey Ram</i>	SHIV OM DWIVEDI CPM/HRIDC	<i>Shiv</i>
SUDHIR AGRAWAL DPD/CIVIL	<i>Shudh</i>	RAJU SOLANKI DGM/CIVIL/S	<i>Raju</i>
		AM/S&T	
REETU PATIAL CDE/CIVIL	<i>Reetu</i>		
AMARNAATH SINGH CRE/S&T	<i>Amarnath Singh</i>	AM/Civil/Plg	<i>Amarnath</i>
STIPHEN SAHOO SRE/Elect.	<i>Stephen</i>	JGM/L&U	<i>Stephen</i>

PROJECT - HARYANA ORBITAL RAIL CORRIDOR
CONNECTING PALWAL TO SONPAT BYPASSING DELHI AREA BY LINKING ASAOPTI-PATLI-SULTANPUR-ASAUDAH BY NEW ELECTRIFIED BG DOUBLE LINE

CLIENT - HARYANA RAIL INFRASTRUCTURE DEVELOPMENT CORPORATION LIMITED.

GENERAL CONSULTANT - GENERAL CONSULTANT FOR HARYANA ORBITAL RAIL CORRIDOR
RITES Limited in consortium with SMEC International Pty. Ltd.

GC/HORC DRG. NO. - GC-HRIDC-C4-DRW-TTL-CLT-01013_A1

DRAWING NAME - CONCEPTUAL DRAWING FOR PORTAL-2 & OPEN CUTTING AREA WITH 100M BALLASTLESS TRACK

ISSUE DATE: 07.11.2022 | REVISED DATE: 06.01.2023

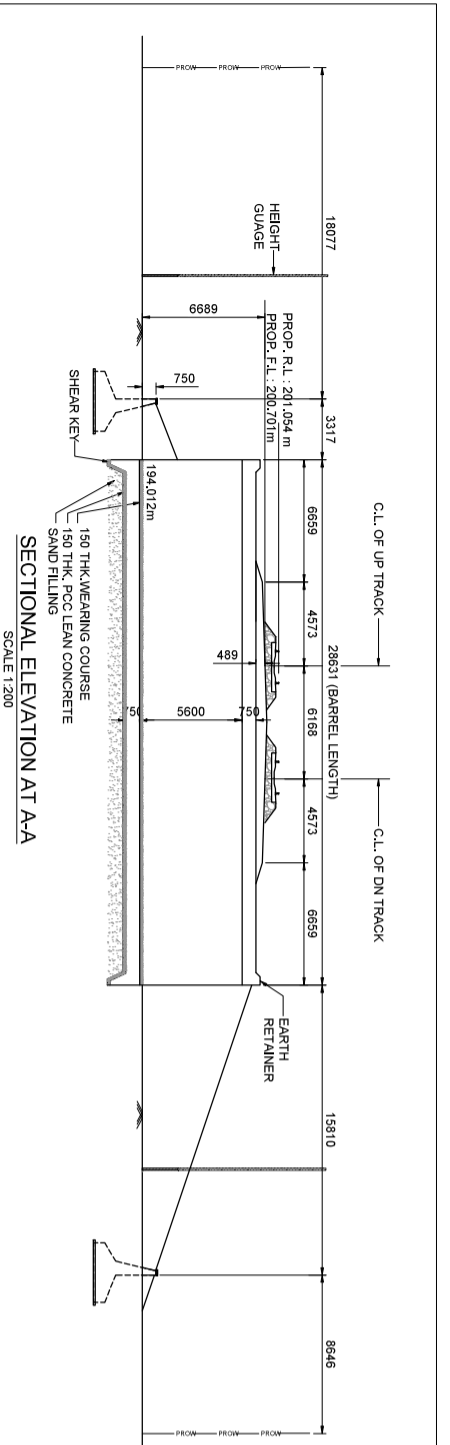
SCALE: AS SHOWN

SMC DRG. NO. - SMC/HRIDC/TUNCS-7

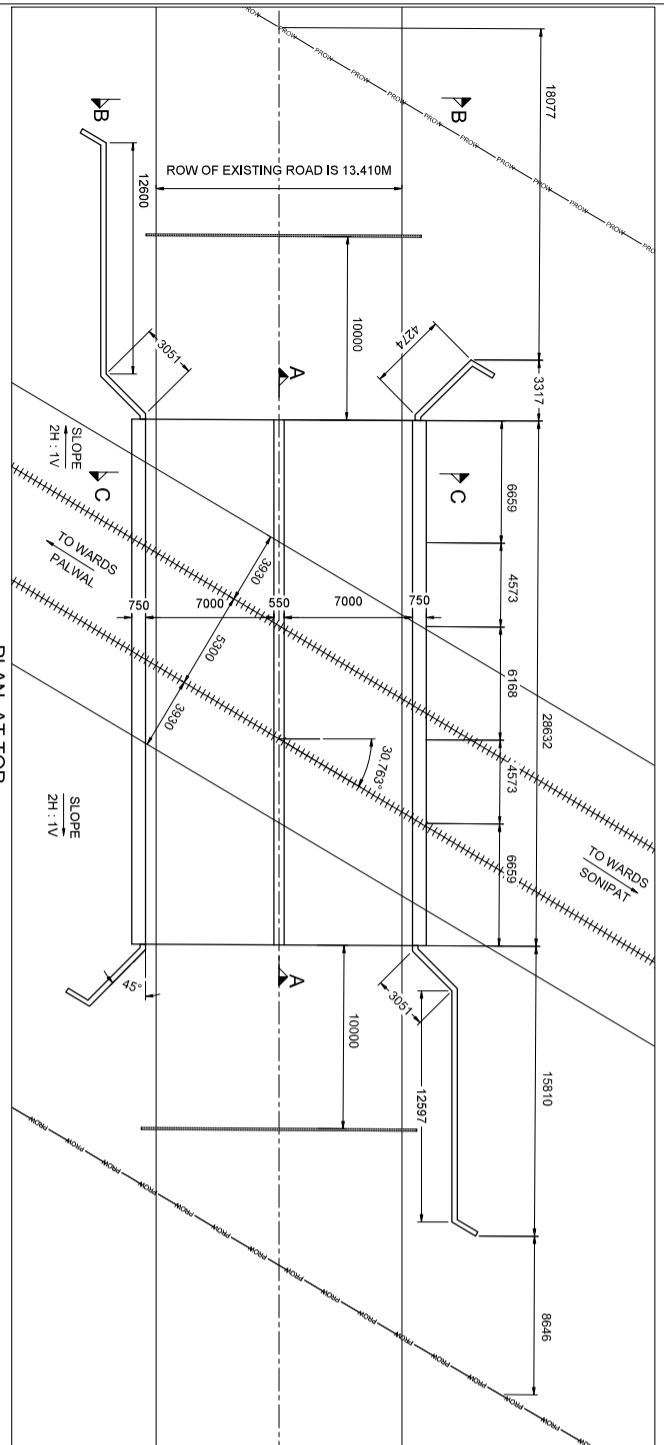
CONSULTANT: S.M. CONSULTANTS
AN ISO 9001 Company
S.M. CONSULTANTS
PUNJAB, INDIA

RELEASER FOR: PRELIMINARY FOR APPROVAL TENDER CONSTRUCTION

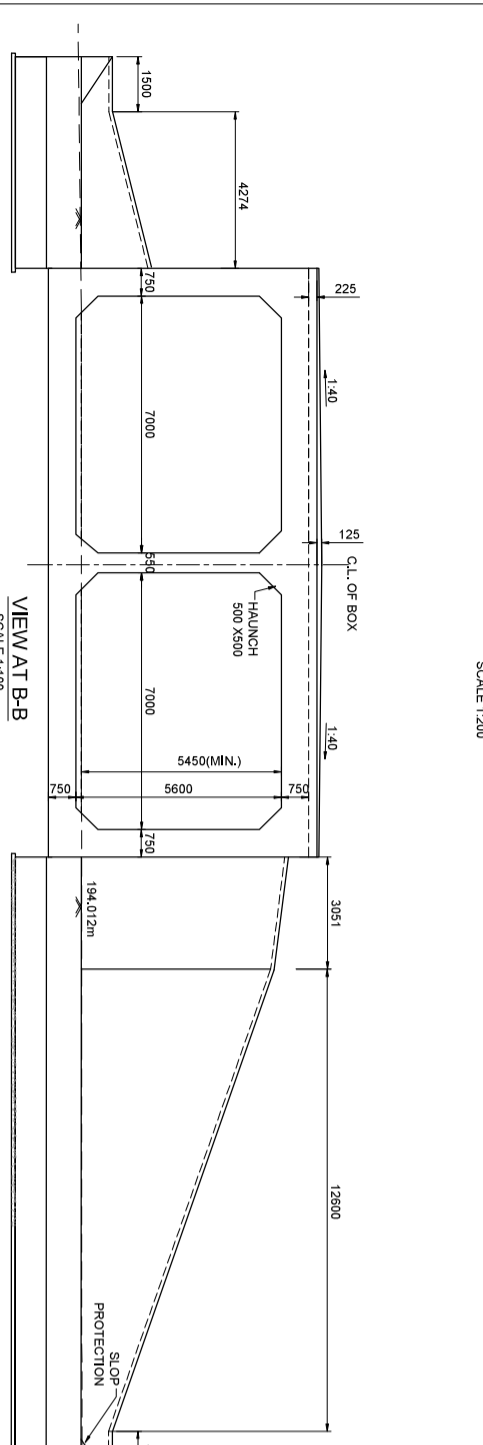
Minor Bridges



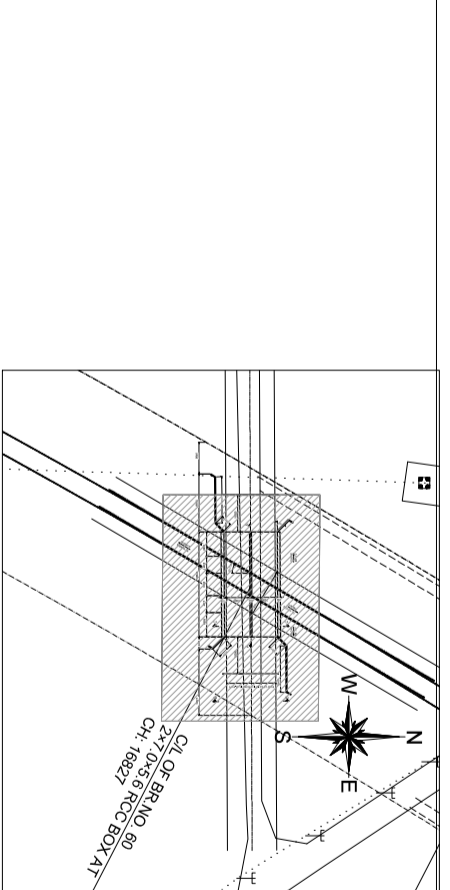
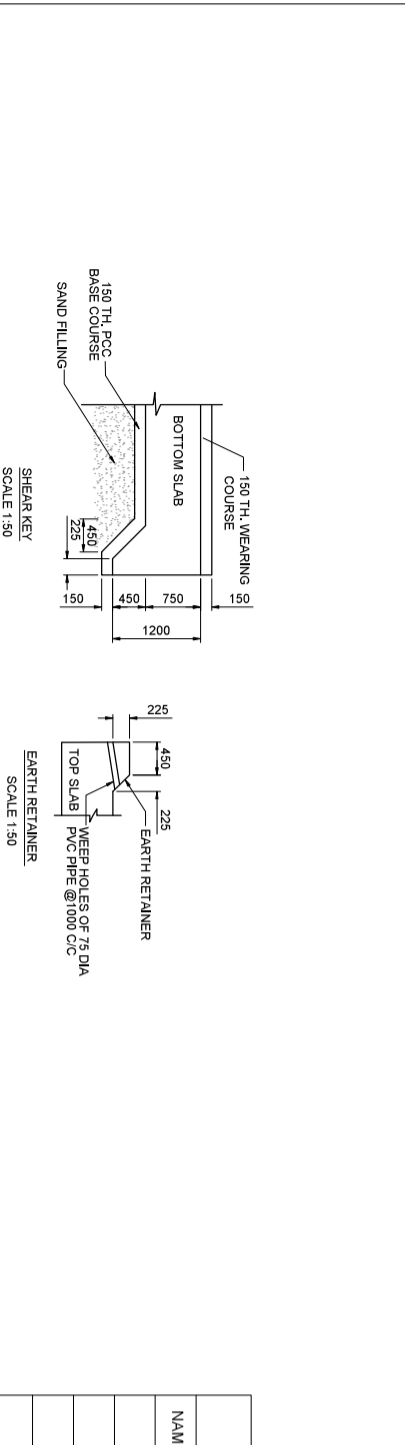
SECTIONAL ELEVATION AT A-A
SCALE 1:200



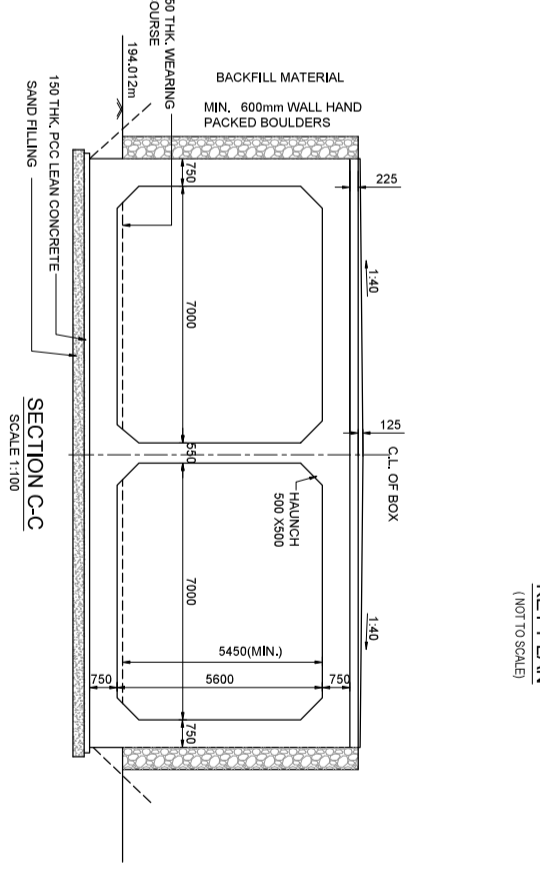
PLAN AT TOP
SCALE 1:200



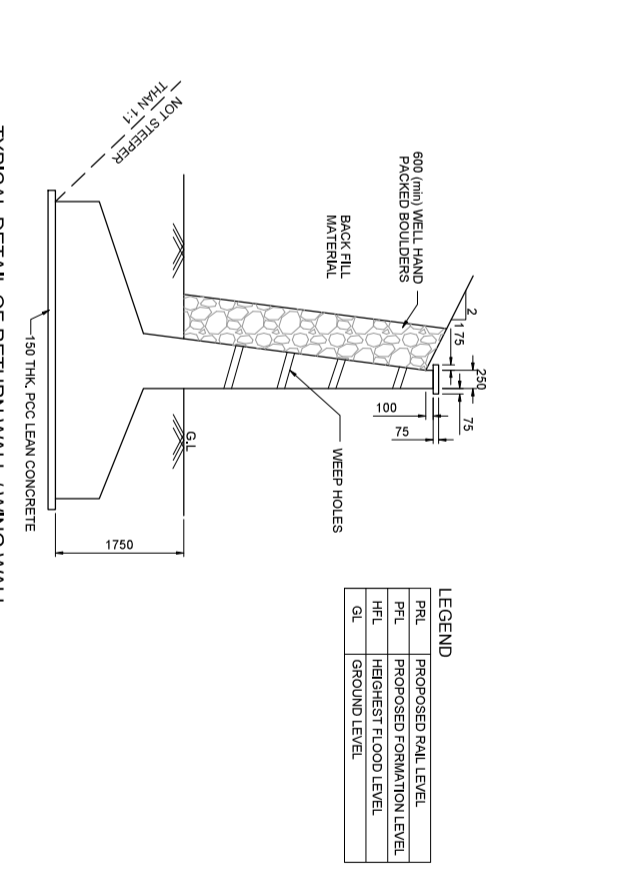
VIEW AT B-B
SCALE 1:100



KEY PLAN
(NOT TO SCALE)



SECTION C-C
SCALE 1:100



TYPICAL DETAIL OF RETURN WALL / WING WALL
SCALE 1:50

LEGEND

PRL	PROPOSED RAIL LEVEL
PFL	PROPOSED FORMATION LEVEL
HFL	HIGHEST FLOOD LEVEL
GL	GROUND LEVEL

GCHORC		HRIDC	
NAME / DESIGNATION	SIGN	NAME / DESIGNATION	SIGN
CHAHAATEY RAM PD		SHIV OM DAWEDI GPM/HRDC	
SUDHIR AGRAWAL DP/CIVIL		RAJU SOLANKI DGM/CIVIL/SOUTH	
REETU PATIL CDE/ CIVIL			

- NOTES:**
- ALL DIMENSIONS ARE IN MILLIMETERS EXCEPT LEVELS WHICH ARE IN METER, UNLESS OTHERWISE MENTIONED.
 - THE CHANGES SHOWN ARE REKOMENED FROM C.L. OF PRITHALA STATION BUILDING TAKEN AS 0.00 M WITH RESPECT TO UP MAIN LINE.
 - FOR RAIL LEVELS, FORMATION LEVEL, GRADES ETC. REFER -S-SECTION.
 - BOX BRIDGE IS TO BE DESIGNED FOR 32.5 T LOADING AS APPLICABLE.
 - THE EXISTING DETAILS ARE AS PER SITE SURVEY AND SHALL BE VERIFIED BY THE CONTRACTOR BEFORE EXECUTION.
 - ENGINEER IN CHARGE/ SITE ENGINEER SHOULD VERIFY THE RAIL LEVEL FORMATION LEVEL, BED LEVEL & TRACK CENTER AT SITE BEFORE COMMENCEMENT OF WORK.
 - ADJUSTABLE BED SLOPE SHALL BE PROVIDED AND ADJUSTED AS PER SITE CONDITIONS.
 - ENGINEER IN CHARGE/SITE ENGINEER SHALL ENSURE THE SAFETY OF TRACK/ROAD AT ALL THE TIME AND SHALL TAKE NECESSARY PRECAUTIONS TO PREVENT DAMAGE OF S&T CABLE /OPC DURING EXECUTION OF WORK CONCERNED DEPT. SUCH AS BSNL/ARTTEL/SEIS/AGS/ASTE ETC. SHALL BE INFORMED WELL IN ADVANCE BEFORE EXECUTION OF WORK.
 - THIS DRAWING IS THE PROPERTY OF HRIDC AND FOR EXCLUSIVE USE OF HRIDC.
 - DETAILED DESIGN DRAWING WILL BE PREPARED BASED ON THIS CONCEPTUAL APPROVED GAO.
 - THICKNESS OF STRUCTURAL MEMBERS ARE TENTATIVE AND WILL BE FINALISED AFTER DETAILED DESIGN.
- B) TECHNICAL NOTES:**
- PROTECTION WORK ON SLOPES OF BANK UP TO 15M BOTH SIDES ON APPROACHES OF BRIDGE SHALL BE DONE AS PER SKETCH NO. GC-HRIDC-SK-GEN-015.
 - INSPECTION STEPS SHALL BE PROVIDED AT DIAGONALLY OPPOSITE ENDS OF THE BOX AFTER PROTECTION WORK.
 - FOR PROPER DRAINAGE OF WATER, 50mm PCC M-20 SUITABLE SLOPE TO BE USED ON TOP OF BOX SLAB.
 - ALL CLEAN EXPANSION JOINTS SHALL BE FILLED WITH THERMOCOL.
 - PLACEMENT LEVEL OF BOX AS SHOWN IN THIS GAO IS INDICATIVE AND MAY BE SUITABLY ADJUSTED BASED UPON THE REQUIREMENT OF CLEANANCE, DRAINAGE, SPAN/VAL PROFILES.
 - DESIGN OF BRIDGE SHALL BE BASED ON FOLLOWING IRS CODES
 - DESIGN IRS BRIDGE RULE
 - IRS CONCRETE BRIDGE CODE
 - IRS BRIDGE SUB-STRUCTURE & FOUNDATION CODE
 - SEISMIC ZONE - IV
 - EXPOSURE CONDITION - MODERATE.
 - DURING CONSTRUCTION, ROAD CLOSURE TO BE OBTAINED FROM CONCERNED ROAD/CIVIL AUTHORITIES, DIVISION OF ROAD IF ANY, REQUIRED IS TO BE DONE BY CONTRACTOR AT HIS COST.
 - THE BACK FILL MATERIAL SHALL BE COMPROMISING TO CLAUSE 7.5 OF IRS SUB-STRUCTURE AND FOUNDATION CODE.
 - ALL EXISTING UTILITIES IN THE SOIL SHOULD BE PAINTED WITH BITUMEN OF COAL TAR OF APPROVED QUALITY @ 1464 K.G/50M CONFORMING TO IS:3117.
 - REINFORCEMENT SHALL BE Fe 500D (T/M), CONCRETE TO IS 1786.
 - FOR CONCRETE SPECIFICATION REFER IRS CONCRETE BRIDGE CODE.
 - GRADE OF CONCRETE:
 - (i) ALL RCC WEARING COURSE(M/C) - M30/DETAILED DESIGN DRG.
 - (ii) LEVELING COURSE/LEAN CONCRETE - M20/DETAILED DESIGN DRG.
 - BEARING CAPACITY OF SOIL SHALL BE ENSURED AS PER DETAILED DESIGN REQUIREMENT. GROUND IMPROVEMENT SHALL BE CARRIED OUT AS PER GROUND AND C/S THROUGH FIELD TESTING.
 - SPREADER AND C/S SHOULD BE PROVIDED AS PER DETAILED DESIGN EXECUTION.
 - DRAINING SHALL BE FOLLOWED FOR FOUNDATION LEVEL DURING EXECUTION.
 - HEIGHT GAUGE SHALL BE PROVIDE AS PER ROSSO STANDARD DRAWING NO. RDSOM0001.
 - SPEED BREAKER SHOULD BE PROVIDED ON EITHER APPROACH OF RUB AT A DISTANCE OF 20M FROM THE BRIDGE COVERING FULL WIDTH OF THE ROAD INCLUDE BERMS.

IMPORTANT NOTE:
TOP OF BOTTOM SLAB OF RCC BOX SHALL NOT BE KEPT ABOVE THE NATURAL GROUND LEVEL MEMBER TO BE KEPT ABOVE THE NATURAL GROUND LEVEL. ROAD LEVEL SHALL BE MAINTAINED AS SHOWN IN THE DRAWING. OVERALL HEIGHT OF THE BOX MAY NEED MODIFICATION ACCORDING TO THE HEIGHT OF RCC BOX SHALL BE PROVIDED KEEPING ABOVE PROVISION IN VIEW.

PROJECT:
HARYANA ORBITAL RAIL CORRIDOR
CONNECTING PALWAL TO SONIPAT BYPASSING DELHI AREA BY LINKING ASAOTI-PATLI-SULTANPUR-ASAUDAH BY NEW ELECTRIFIED BG DOUBLE LINE


CLIENT:
HARYANA RAIL INFRASTRUCTURE DEVELOPMENT CORPORATION LIMITED.

CONSULTANT:
GENERAL CONSULTANT FOR HARYANA ORBITAL RAIL CORRIDOR
RTIES Limited in consortium with SMEC International Pty. Ltd.

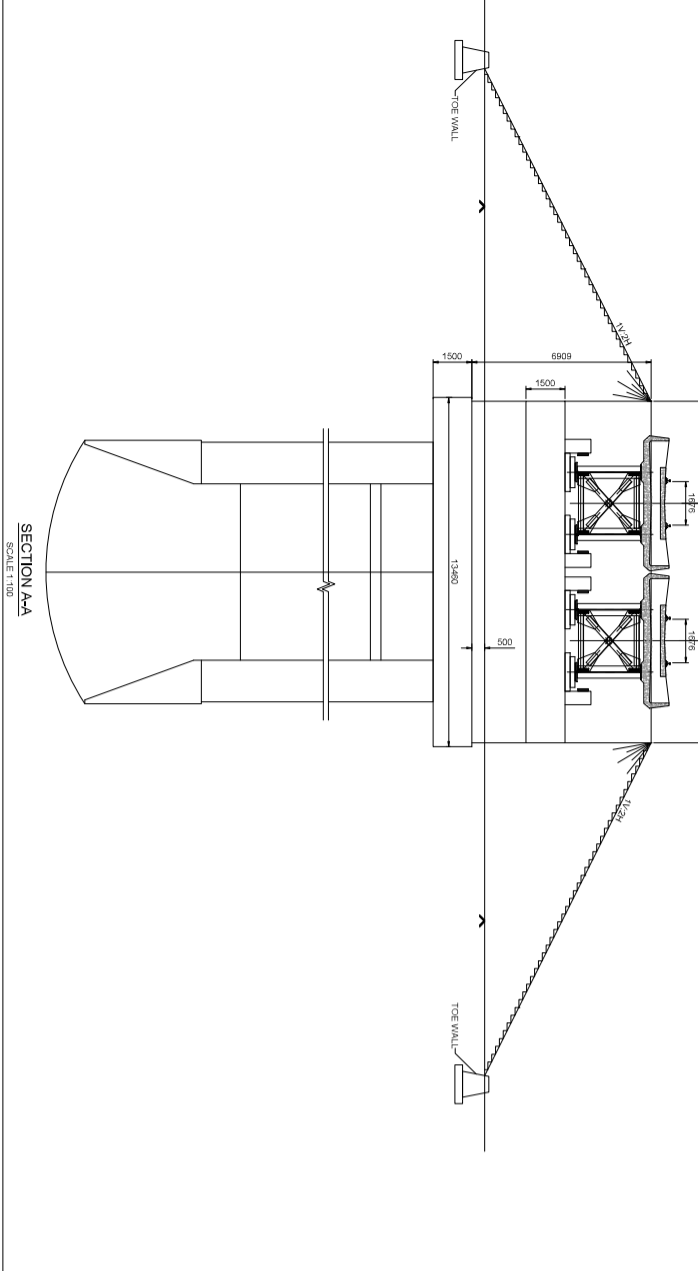
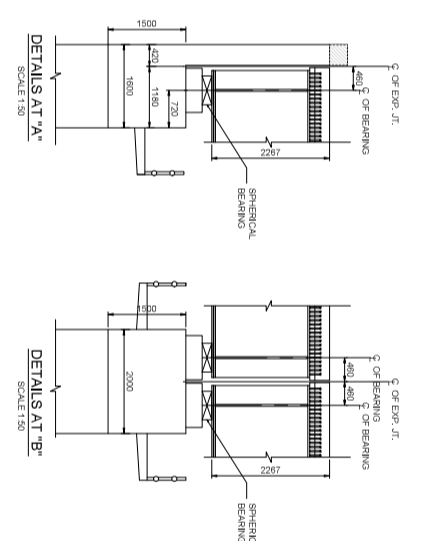
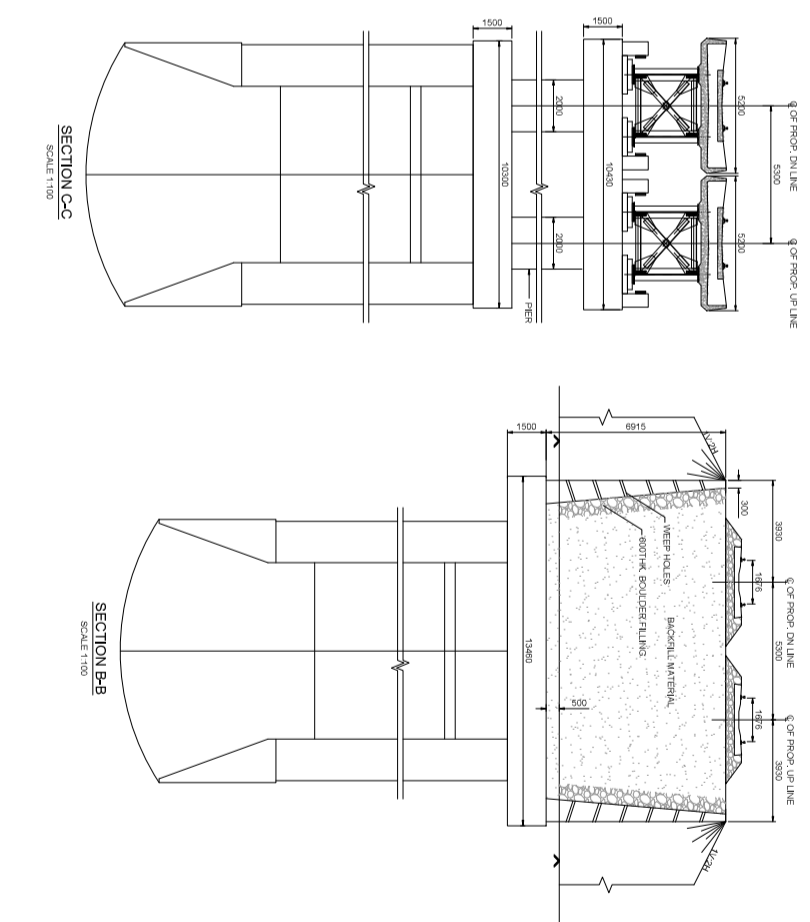
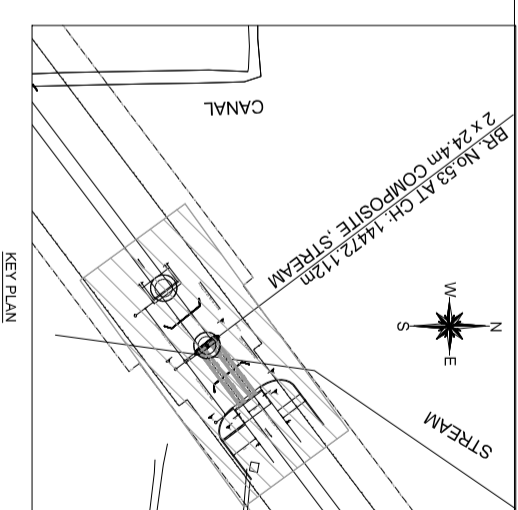
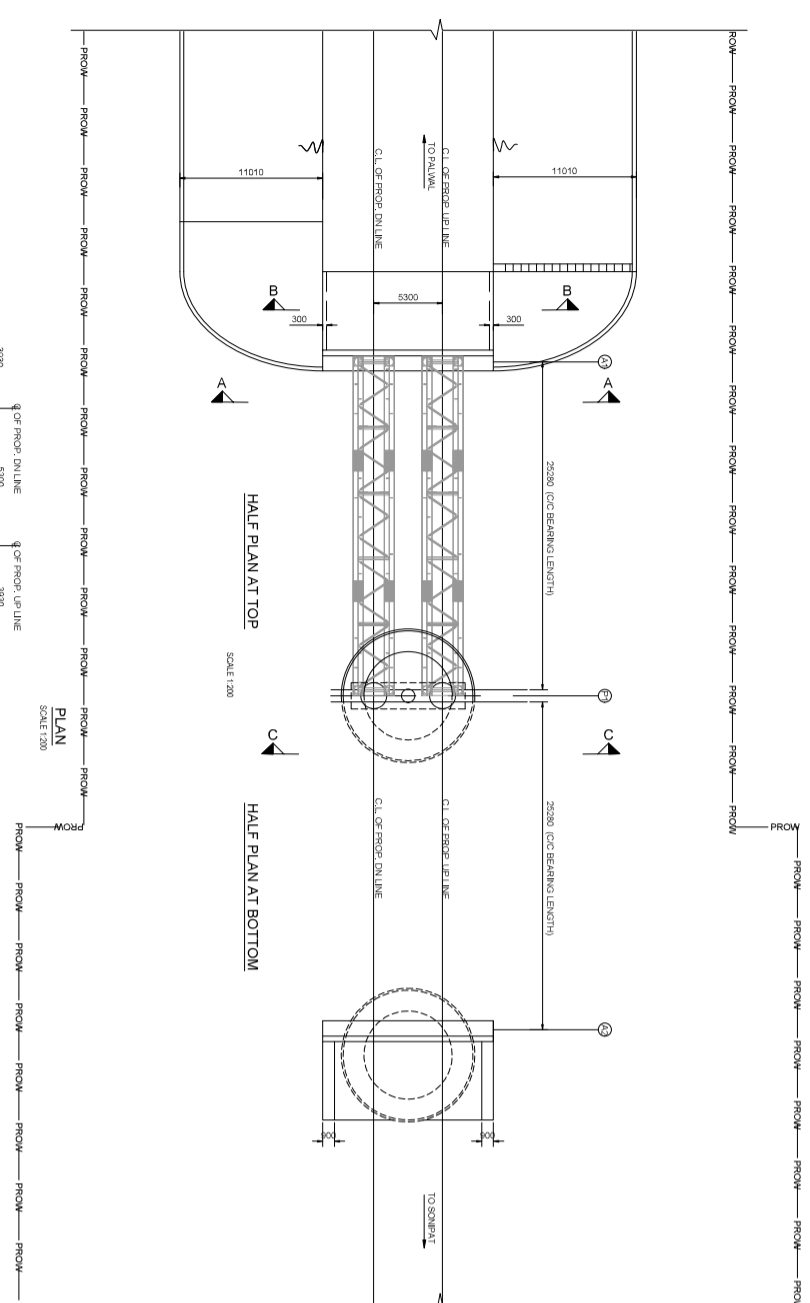
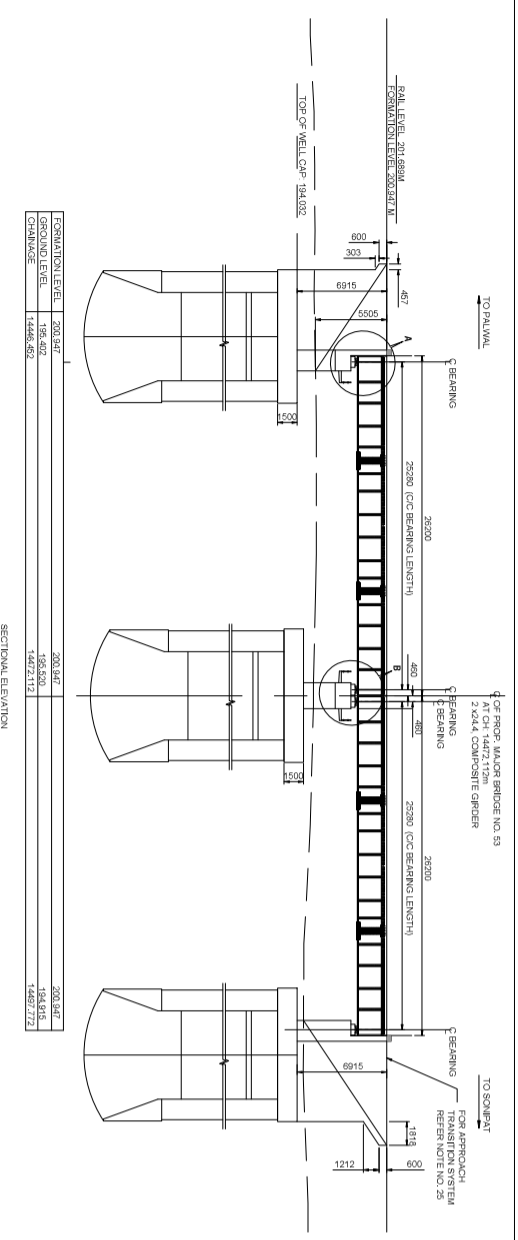
TITLE:- CONCEPTUAL GENERAL ARRANGEMENT DRAWING
PROPOSED RUB NO. 060
SPAN 2x7.0x5.6 RCC BOX AT CH. 18927

DRG. NO. GC-HRIDC-C4-DRW-BRD-GAD-01060_A2
SHEET NO. 1 OF 1

SCALE : AS SHOWN
ISSUE DATE 07-11-2022
REVISED DATE 10-01-2023



Major Bridges



GCHORC		HRIDC	
NAME / DESIGNATION	SIGN	NAME / DESIGNATION	SIGN
CHAHAATEY RAM PD	<i>Uday Pratap</i>	SHIV OM DAWEDI CPM/HRIDC	<i>Shiv Om Dawedi</i>
SUDHIR AGRAWAL DP/CI/CIVIL	<i>MS</i>	RAJU SOLANKI DSM/CIVIL/SOUTH	<i>Raju Solanki</i>
REETU PATIL CDE/ CIVIL	<i>RE</i>		

- NOTES:**
1. ALL DIMENSIONS ARE IN MILLIMETERS AND LEVELS ARE IN METERS
 2. ALL DIMENSIONS NOT TO BE SCALED UNLESS OTHERWISE SPECIFIED
 3. DESIGN CRITERIA:
 - i) RRS BRIDGE SUBSTRUCTURE AND FOUNDATION CODE 2013
 - ii) RRS CONCRETE BRIDGE CODE 2014
 - iii) IS 2911 PART I SECTION-2
 - iv) EXPOSURE CONDITION - MODERATE
 - v) SEISMIC ZONE - IV
 - vi) SUPER STRUCTURE-251 (RRSO STANDARD COI) & SUB STRUCTURE-208 (LOADING)
 - vii) TO BE CHECKED FOR DIMENSIONS AND SIZES ARE INDICATIVE AND THESE MAY VARY DURING DETAIL DESIGN.
 - viii) SIZE AND TYPE OF FOUNDATION SHOWN IS TENTATIVE AND MAY CHANGE DURING DESIGN.
 - ix) ALL RCC AND CC WORKS SHALL BE DONE IN ACCORDANCE WITH SPECIFICATION LAD DOWN IN RRS CONCRETE BRIDGE CODE.
 4. THE GRADE OF CONCRETE:
 - i) FOR FOUNDATION: M25
 - ii) FOR LEVELING COURSE: M20
 5. ALL CONCRETE WORK SHALL BE MECHANICALLY MIXED AND VIBRATED.
 6. ALL CEMENT SHALL BE APPROVED BY ENGINEER-IN-CHARGE.
 7. 1756-4008 SHALL BE USED AS REINFORCEMENT.
 8. BED LEVEL, & ROAD LEVEL, FORMATION LEVEL, AND RAIL LEVEL & ALIGNMENT SHALL BE VERIFIED BY THE ENGINEER AT SITE BEFORE EXECUTION OF WORK.
 9. PROTECTION WORK ON SLOPES OF BANK UP TO 3M BOTH SIDES ON APPROACHES OF BRIDGE SHALL BE DONE AS PER SKETCH NO. GC-HRIDC-SK-0510-15.
 10. BACK FILL BEHIND RETURN WALLING WALL SHALL BE AS PER CL.7.5 OF RRS BRIDGE CODE.
 11. BEHIND RETURN WALLING WALL TO BE DONE AS PER RRS FOUNDATION & SUBSTRUCTURE CODE Q.7.5.2 ALL RCC SURFACES COMING IN CONTACT WITH SOIL SHOULD BE PAINTED WITH BITUMEN OR COAL TAR OF APPROVED QUALITY @ 1.464 KG/MSQ CONCERNING TO BEST PRACTICE.
 12. SAFETY & PROTECTION OF THE PROPOSED WORK IS TO BE ENSURED BY THE CONTRACTOR AS PER PARA 828 OF RRRM WITH UPDATED CORRECTION SLIPS OF 2017-12.
 13. WITH RRSO DRAGS, RRSO B-1175/RT1 TO 1175/RL.
 14. CONCRETING SHALL BE DONE IN ACCORDANCE WITH RRS CONCRETE BRIDGE CODE WITH 20MM MAXIMUM SIZE AGGREGATE.
 15. BRIDGE DETAILS ARE TO BE CONSTRUCTED AT SITE BEFORE EXECUTION OF PER BRIDGE MANUAL DURING CONSTRUCTION.
 16. THIS DRAWING IS PROPERTY OF HARYANA RAIL INFRASTRUCTURE DEVELOPMENT CORPORATION LIMITED AND EXCLUSIVE USE OF HRIDC.
 17. CHANGES FOR CONSTRUCTION SHALL BE PROVIDED AS PER RRSO DRG. NO. GC-HRIDC-C4-DRW-BRD-GAD-01053_A2.
 18. TRANSITION ARRESTOR SHALL BE PROVIDED ON THE PIER/ABUTMENT CAP.
 19. ALL DIMENSIONS AND LEVELS SHALL BE AS PER RRSO DETAILS REFER SKETCH NO. GC-HRIDC-SK-0510-15.

PROJECT:
HARYANA ORBITAL RAIL CORRIDOR
CONNECTING PALWAL TO SONPAT BYPASSING DELHI AREA BY LINKING ASAOTI-PATLI-SULTANPUR-ASADAH BY NEW ELECTRIFIED BG DOUBLE LINE


CLIENT:
HARYANA RAIL INFRASTRUCTURE DEVELOPMENT CORPORATION LIMITED.

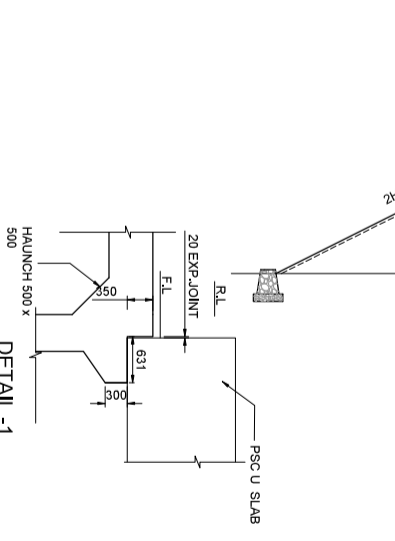
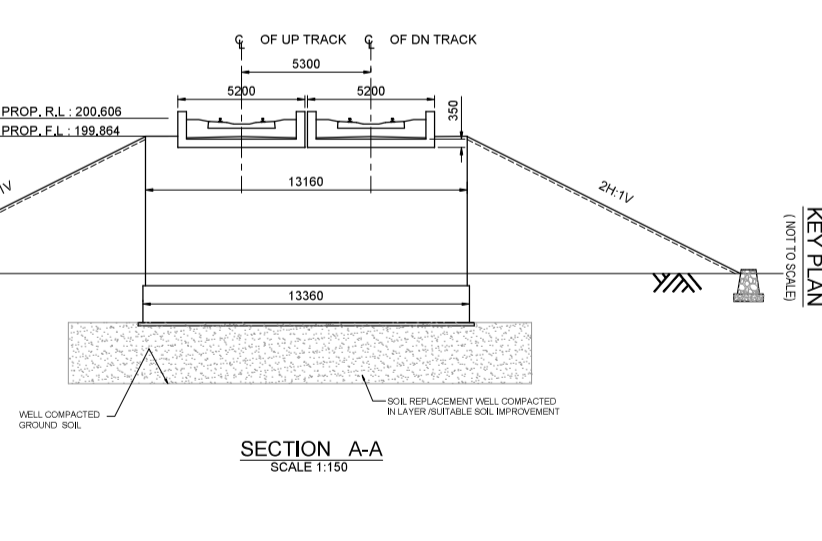
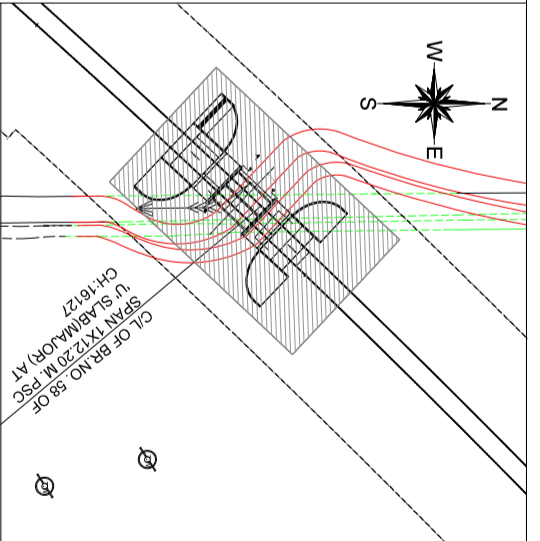
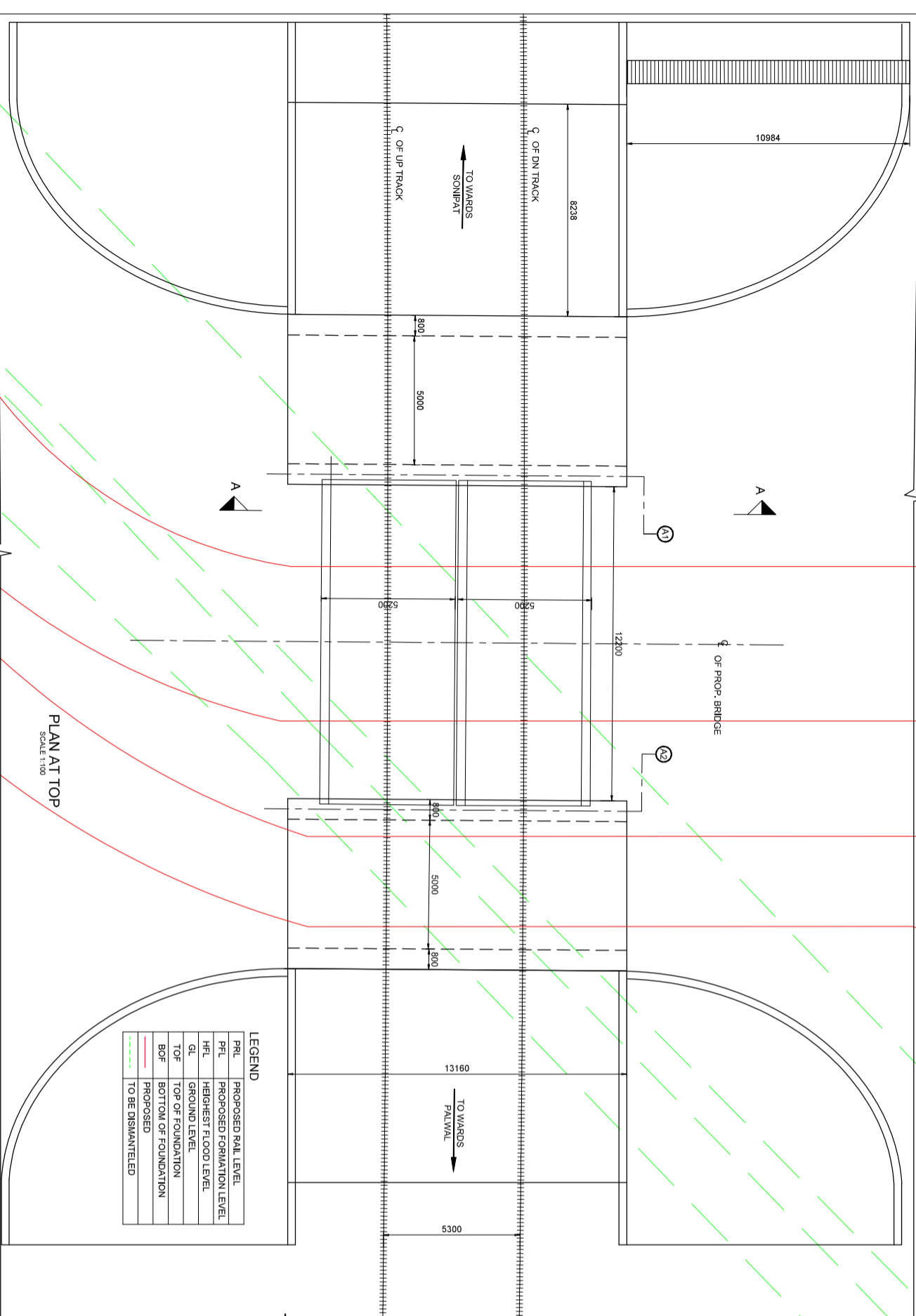
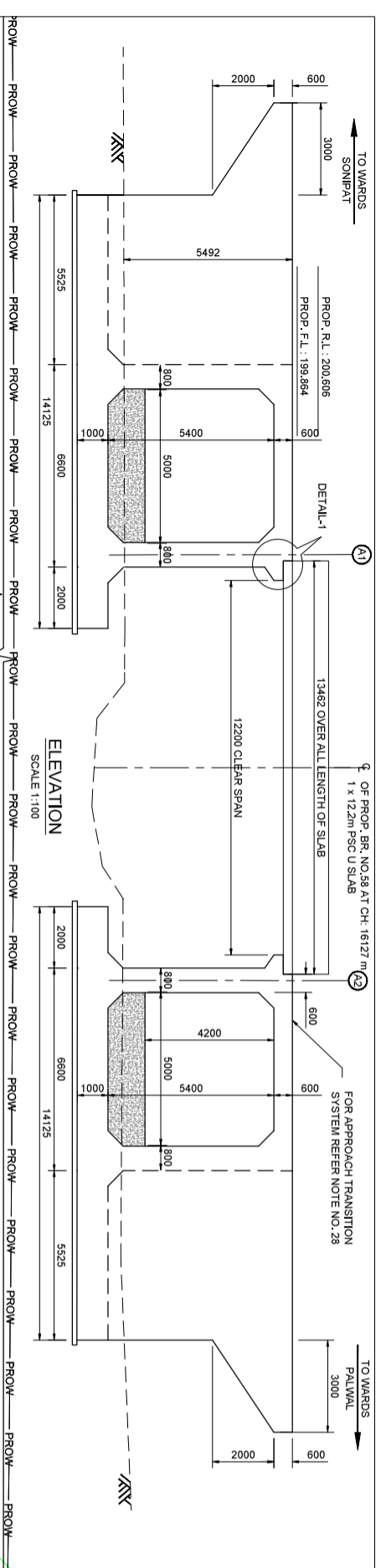
CONSULTANT:
GENERAL CONSULTANT FOR HARYANA ORBITAL RAIL CORRIDOR
RTTES Limited in consortium with SMEC International Pty. Ltd.

TITLE:- CONCEPTUAL GENERAL ARRANGEMENT DRAWING
FOR STREAM BRIDGE NO.53
2x24.4 OG AT CH. 14472.112M

DRG. NO. GC-HRIDC-C4-DRW-BRD-GAD-01053_A2
SHEET NO. 1 OF 1

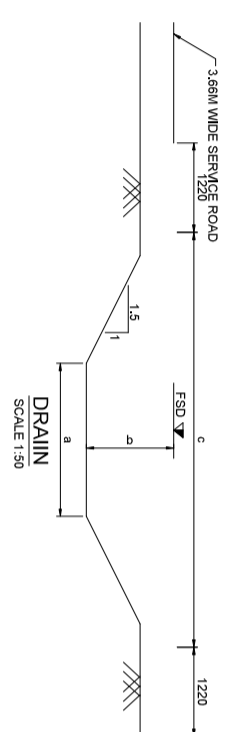
SCALE : AS SHOWN
ISSUE DATE 07-11-2022
REVISED DATE 10-01-2023





HYDRAULIC DATA OF DISTRIBUTARY

1	NAME OF MINOR	INDRI DISTRIBUTARY
2	RD	2650/16127
3	FREE BOARD	0.45
4	DISCHARGE	45.02Cusec
5	BED WIDTH	2.088
6	F.S.D	1.19
7	SIDE SLOPE	1.5-1
8	TOP WIDTH	5.65
9	SHAPE	C



GCHORC

NAME / DESIGNATION	SIGN
CHAHAATEY RAM	<i>Uday Kumar</i>
SUDHIR AGRAWAL	<i>AK</i>
REETU PATIL	<i>RE</i>
CDE/CIVIL	

HRIDC

NAME / DESIGNATION	SIGN
SHIV OM DAWERI	<i>SH</i>
RAJU SOLANKI	<i>RS</i>
DGM/CIVIL/SOUTH	

NOTES:

1. DIMENSIONS ARE IN MILLIMETERS AND LEVELS ARE IN METERS.
2. DIMENSIONS ARE NOT TO BE SCALED ONLY WRITTEN DIMENSIONS TO BE FOLLOWED.
3. DESIGN CRITERIA
 - i) IRS BRIDGE SUBSTRUCTURE AND FOUNDATION CODE 2013.
 - ii) IRS CONCRETE BRIDGE CODE 2014.
 - iii) IRS BRIDGE RULES 2014.
 - iv) IS 2911 PART-1 & SECTION-2.
 - v) EXPOSURE CONDITION - MODERATE.
 - vi) SEISMIC ZONE - IV.
 - vii) STANDARD OF LOADING - SUPER STRUCTURE-2ST (RDSO STANDARD).
 - viii) THE STRUCTURAL DIMENSIONS AND SIZES ARE INDICATIVE AND THESE MAY VARY DURING DETAIL DESIGN.
 - ix) DURING DETAILED DESIGN, ALL RCC AND CC WORKS SHALL BE DONE IN ACCORDANCE WITH SPECIFICATION LAID DOWN IN IRS CONCRETE BRIDGE CODE.
4. THE GRADE OF CONCRETE
 - i) FOR ABUTMENT/DIRT & RETURN WALL WEARING COURSE(W/C)-M35
 - ii) FOR FOUNDATIONM20
 - iii) FOR LEVELING COURSE BE MECHANICALLY MIXED AND VIBRATED. MIX DESIGN SHALL BE APPROVED BY ENGINEER-IN-CHARGE.
 - iv) HIGH YIELD STRENGTH DEFORMED BARS OF GRADE R-4500 CONFORMING TO IS - 1786-2008 SHALL BE USED AS REINFORCEMENT.
 - v) BED LEVEL & ROAD LEVEL, FORMATION LEVEL AND PAWL LEVEL & ALIGNMENT SHALL BE VERIFIED BY THE ENGINEER AT SITE BEFORE EXECUTION OF WORK.
5. ANGLE OF INTERNAL FRICTION OF BACK FILL SHALL NOT BE LESS THAN 35. PROTECTION WORK ON SLOPES OF BANK UP TO 30M BOTH SIDES ON APPROACHES OF BRIDGE SHALL BE DONE AS PER SKETCH NO. GCH-RRDC-SK-GEN-014.
6. GCH-RRDC-SK-GEN-014.
7. ALL DEBRIS PACKING BEHIND RETURN WALL/WALLING WALL TO BE DONE AS PER THE FOUNDATION & SUBSTRUCTURE CODE CI.7.5.2. IRS BRIDGE SUBSTRUCTURE & FOUNDATION CODE 2013.
8. 75mm DIA WEEP HOLES TO BE PROVIDED @ 1000 C/C HORZ. AND 1000 MM C/C VERTICALLY ABOVE LOWEST WATER LEVEL IN RETURN WALL AS PER IRS SUB STRUCTURE CODE CLAUSE 7.6.
9. ALL RCC SURFACES COMING IN CONTACT WITH SOIL SHOULD BE PAINTED WITH BITUMEN OR COAL TAR OF APPROVED QUALITY @ 1.464 KG/SQM(CONFORMING TO IS-3117).
10. CURING SHALL BE DONE AS PER CLAUSE NO 8.4 OF IRS CONCRETE BRIDGE SAFETY & PROTECTION OF THE PROPOSED WORK. IS TO BE ENSURED BY THE CONTRACTOR AS PER PARA 826 OF IRPM WITH UPDATED CORRECTION SLIPS OF 2011-12.
11. THE SPECIFICATIONS FOR THE PSC U SLAB SHALL BE IN ACCORDANCE WITH RDSO DRG.NOS: RDSO 10281/10281/1 AND 10281/2.
12. BRIDGE CODE WITH 20MM MAXIMUM SIZE AGGREGATE.
13. ALL DIMENSIONS AND LEVELS SHOULD BE VERIFIED AT SITE BEFORE EXECUTION.
14. BRIDGE DETAILS LINE DL INSPECTION STEPS PAINTINGS ETC SHOULD BE PROVIDED AS PER BRIDGE DETAILING AND CONSTRUCTION SPECIFICATION.
15. THIS DRAWING IS THE PROPERTY OF HARYANA RAIL INFRASTRUCTURE DEVELOPMENT CORPORATION LIMITED (HRIDC) AND EXCLUSIVE USE OF HRIDC.
16. FOR THE WALL DETAILS REFER SEPARATE SKETCH NO. GCH-RRDC-SK-GEN-014.
17. BEARING CAPACITY OF SOIL SHALL BE ENSURED AS PER DETAILED DESIGN REQUIREMENT. SUITABLE GROUND IMPROVEMENT SHALL BE CARRIED OUT AS PER GT & DESIGN REQUIREMENT AND CONFIRMED THROUGH FIELD TESTING.
18. SMOOTH TRANSITION SHALL BE PROVIDED BETWEEN THE EXISTING LINED TRANSMISSION SYSTEM AND THE NEW BRIDGE APPROACHES SHALL BE AS PER RDSO REPORT NO. GERS/TRANSITION SYSTEM ON APPROACHES OF BRIDGES), FOR DETAILS REFER SKETCH NO. GCH-RRDC-SK-GEN-019.
- 19.
- 20.
- 21.
- 22.
- 23.
- 24.
- 25.
- 26.
- 27.
- 28.

PROJECT:
HARYANA ORBITAL RAIL CORRIDOR

CLIENT:
HARYANA RAIL INFRASTRUCTURE DEVELOPMENT CORPORATION LIMITED.

CONSULTANT:
GENERAL CONSULTANT FOR HARYANA ORBITAL RAIL CORRIDOR
RTIES Limited in consortium with SMEC International Pty. Ltd.

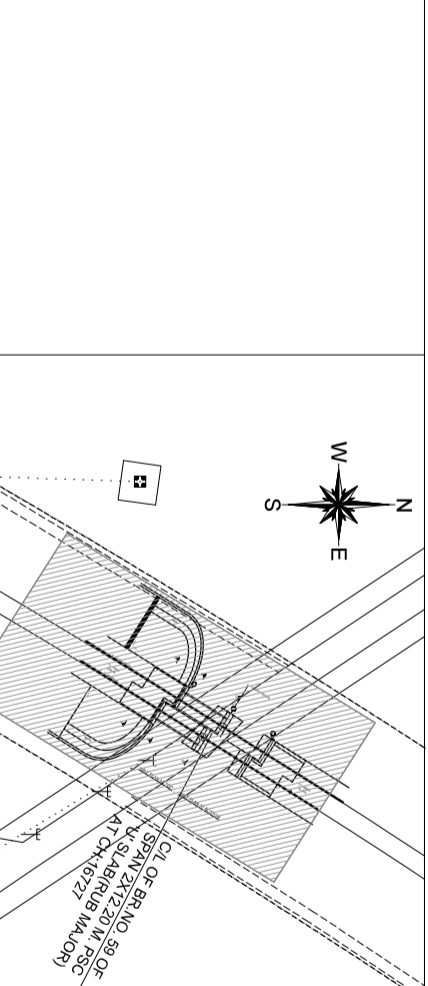
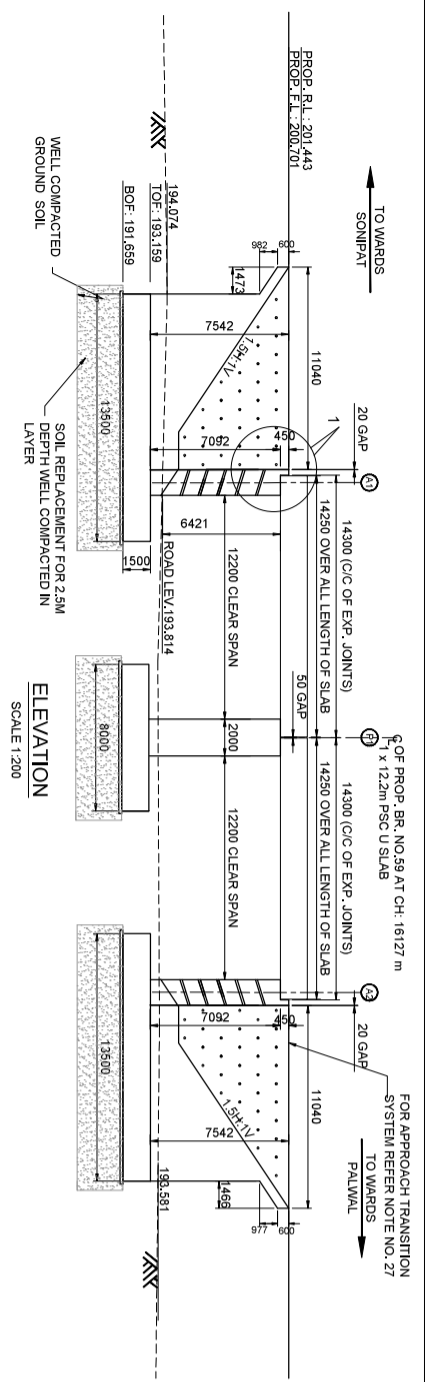
TITLE:- CONCEPTUAL GENERAL ARRANGEMENT DRAWING

DRG. NO. GC-HRIDC-C4-DRW-BRD-GAD-01058_A2

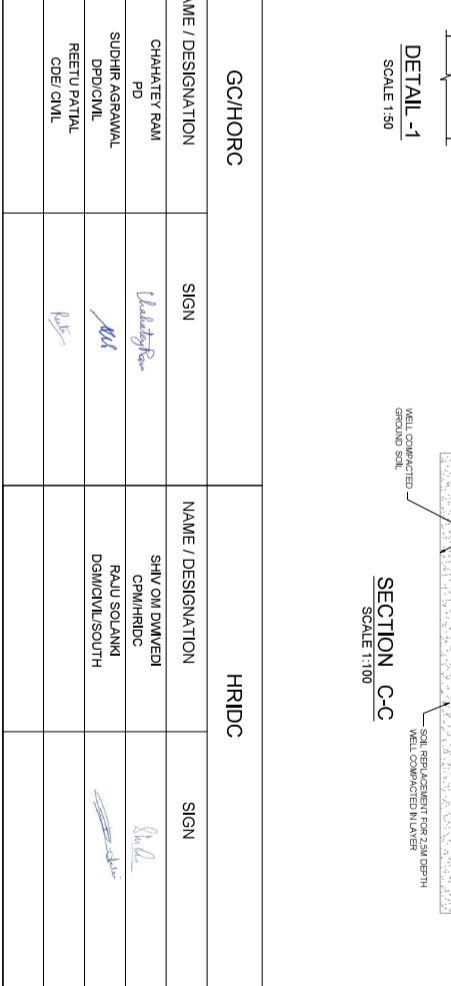
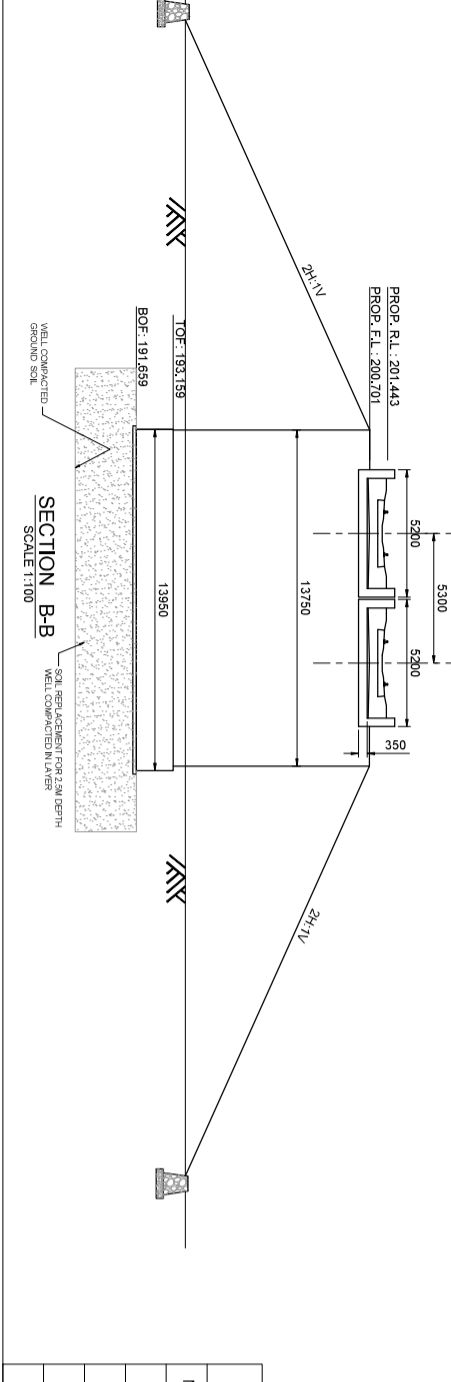
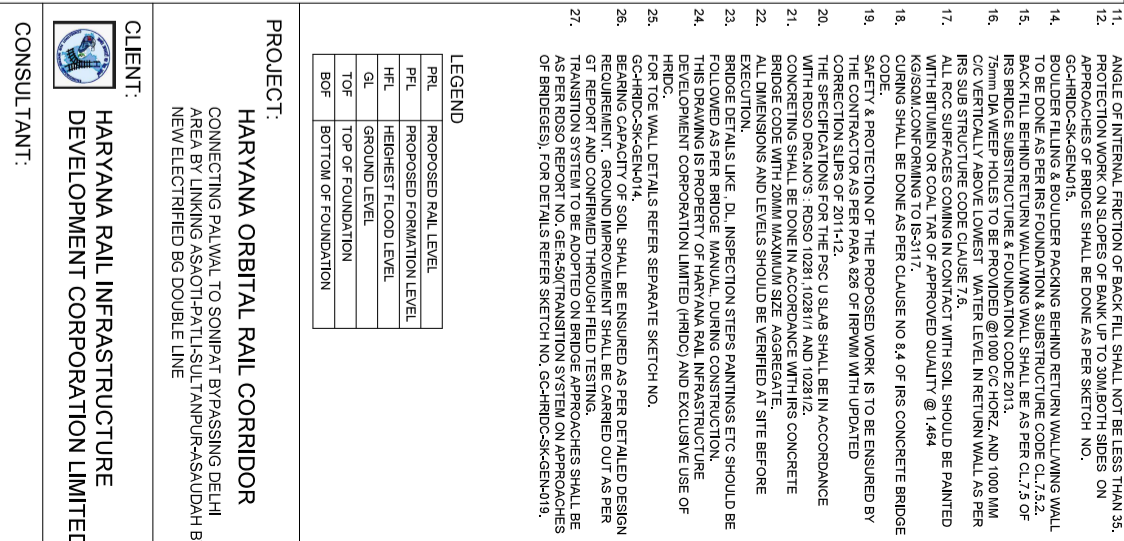
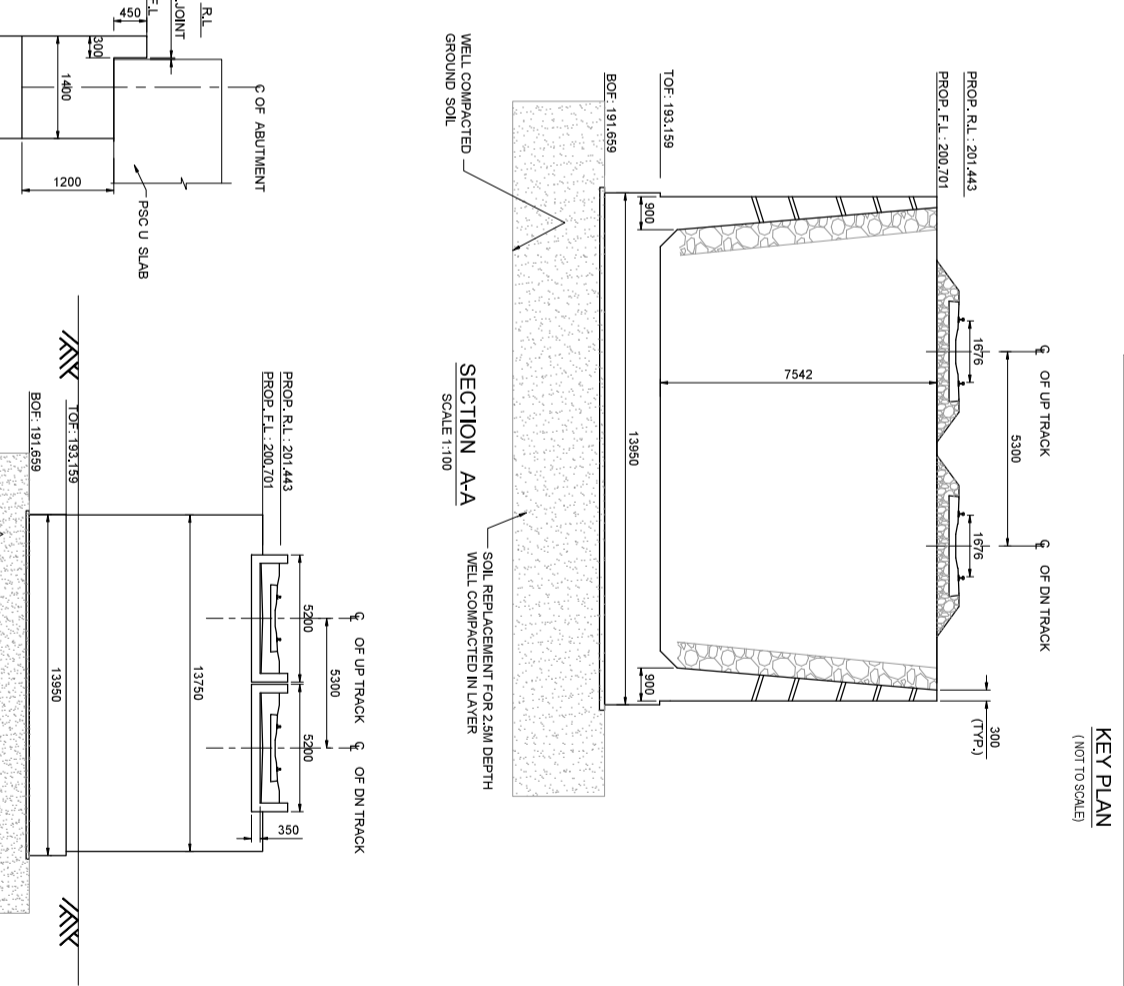
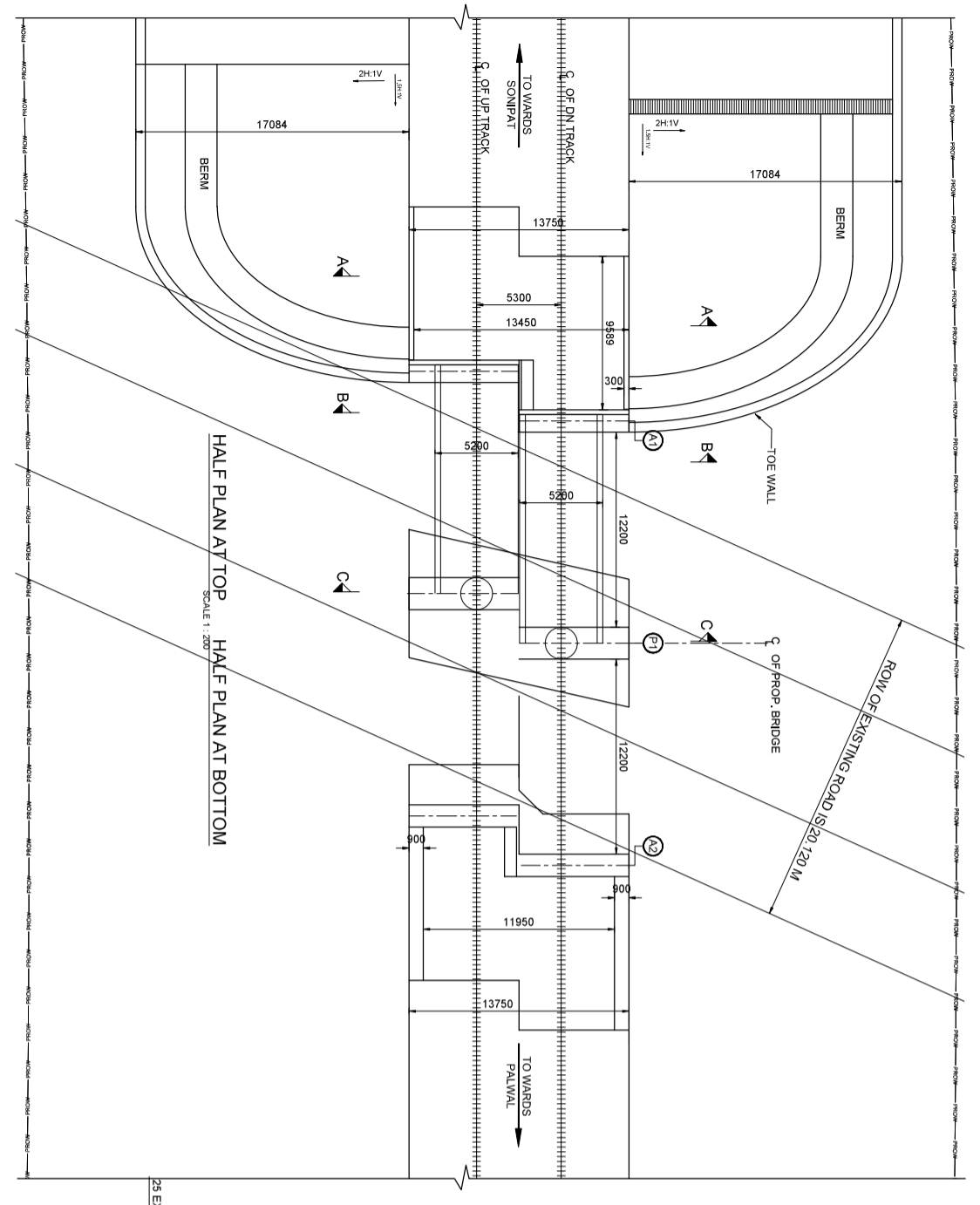
SCALE: AS SHOWN

ISSUE DATE 07-11-2022

REVISED DATE 10-01-2023



- NOTES:**
1. DIMENSIONS ARE IN MILLIMETERS AND LEVELS ARE IN METERS.
 2. DIMENSIONS ARE NOT TO BE SCALED ONLY WRITTEN DIMENSIONS TO BE FOLLOWED.
 3. DESIGN CRITERIA
 - i) IRS BRIDGE SUBSTRUCTURE AND FOUNDATION CODE 2013.
 - ii) IRS CONCRETE BRIDGE CODE 2014.
 - iii) IRS BRIDGE RULES 2014.
 - iv) IS 2911 PART-1 SECTION-2.
 - v) EXPOSURE CONDITION - MODERATE.
 - vi) SEISMIC ZONE - IV.
 - vii) STANDARD OF LEADING - SUPER STRUCTURE-2ST (RDSO STANDARD).
 - viii) STANDARD OF LEADING - SUB STRUCTURE-2ST (INDICATIVE) AND THESE MAY VARY DURING DETAIL DESIGN.
 4. THE STRUCTURAL DIMENSIONS AND SIZES ARE INDICATIVE AND THESE MAY VARY DURING DETAIL DESIGN.
 5. SIZE & TYPE OF FOUNDATION SHOWN IS TENTATIVE AND MAY CHANGE DURING DETAILED DESIGN.
 6. ALL RCC AND CC WORKS SHALL BE DONE IN ACCORDANCE WITH SPECIFICATION LAID DOWN IN IRS CONCRETE BRIDGE CODE.
 7. THE GRADE OF CONCRETE
 - i) FOR ABUTMENT/DIRT & RETURN WALL - M35
 - ii) FOR FOUNDATION - M35
 - iii) FOR LEVELING COURSE - M25
 - iv) FOR RETAINING WALLS - M25
 8. ALL DESIGN SHALL BE APPROVED BY ENGINEER-IN-CHARGE.
 9. HIGH YIELD STRENGTH DEFORMED BARS OF GRADE F-450D CONFORMING TO IS: 1786-2008 SHALL BE USED AS REINFORCEMENT.
 10. BED LEVEL & ROAD LEVEL, FORMATION LEVEL AND RAIL LEVEL & ALIGNMENT SHALL BE VERIFIED BY THE ENGINEER AT SITE BEFORE EXECUTION OF WORK.
 11. ANGLE OF INTERNAL FRICTION OF BACK FILL SHALL NOT BE LESS THAN 35%.
 12. PROTECTION WORK ON SLOPES OF BANK UP TO 30M BOTH SIDES ON APPROACHES OF BRIDGE SHALL BE DONE AS PER SKETCH NO. GC-HRIDC-SK-GEN-014.
 13. GC-HRIDC-SK-GEN-015.
 14. ALL BER PAVING BEHIND RETURN WALLS SHALL BE DONE AS PER CL 7.2 OF IRS BRIDGE SUBSTRUCTURE & FOUNDATION CODE 2013.
 15. BACK FILL BEHIND RETURN WALLS SHALL BE AS PER CL 7.3 OF IRS BRIDGE SUBSTRUCTURE & FOUNDATION CODE 2013.
 16. 75mm DIA WEEP HOLES TO BE PROVIDED @ 1000 C/C HORZ. AND 1000 MM C/C VERTICALLY ABOVE LOWEST WATER LEVEL IN RETURN WALL AS PER IRS SUB STRUCTURE CODE CLAUSE 7.6.
 17. ALL RCC SURFACES COMING IN CONTACT WITH SOIL SHOULD BE PAINTED WITH BITUMEN OR COAL TAR OF APPROVED QUALITY @ 1.464 KG/SQM (CONFORMING TO IS-3117).
 18. CURING SHALL BE DONE AS PER CLAUSE NO 8.4 OF IRS CONCRETE BRIDGE CODE.
 19. SAFETY & PROTECTION OF THE PROPOSED WORK IS TO BE ENSURED BY THE CONTRACTOR AS PER PARA 829 OF IRPM WITH UPDATED CORRECTION SLIPS OF 2011-12.
 20. THE SPECIFICATIONS FOR THE PSC U SLAB SHALL BE IN ACCORDANCE WITH RDSO DRG.NOS: RDSO 10281/10281/1 AND 10281/2.
 21. CONCRETE SHALL BE DONE IN ACCORDANCE WITH IRS CONCRETE BRIDGE CODE WITH 20MM MAXIMUM SIZE AGGREGATE.
 22. ALL DIMENSIONS AND LEVELS SHOULD BE VERIFIED AT SITE BEFORE EXECUTION.
 23. BRIDGE DETAILS LIKE DL, INSPECTION STEPS PAINTINGS ETC SHOULD BE PROVIDED AS PER RDSO CODE OF PRACTICE FOR BRIDGE CONSTRUCTION.
 24. THIS DRAWING IS THE PROPERTY OF HARYANA RAIL INFRASTRUCTURE DEVELOPMENT CORPORATION LIMITED (HRIDC) AND EXCLUSIVE USE OF HRIDC.
 25. FOR TIE WALL DETAILS REFER SEPARATE SKETCH NO. GC-HRIDC-SK-GEN-014.
 26. BEARING CAPACITY OF SOIL SHALL BE ENSURED AS PER DETAILED DESIGN REQUIREMENT. GROUND IMPROVEMENT SHALL BE CARRIED OUT AS PER GT REPORT AND CONFIRMED THROUGH FIELD TESTING.
 27. TRANSITION SYSTEM TO BE ADOPTED ON BRIDGE APPROACHES SHALL BE AS PER RDSO REPORT NO. GER-S&T TRANSITION SYSTEM ON APPROACHES OF BRIDGES, FOR DETAILS REFER SKETCH NO. GC-HRIDC-SK-GEN-019.



GCHORC		HRIDC	
NAME / DESIGNATION	SIGN	NAME / DESIGNATION	SIGN
CHAHAATEY RAM PD	<i>[Signature]</i>	SHIV OM DAWEDI CPM/HRIDC	<i>[Signature]</i>
SUDHIR AGRAWAL DPO/CIVIL	<i>[Signature]</i>	RAJU SOLANKI DGM/CIVIL/SOUTH	<i>[Signature]</i>
REETU PATIL CDE/CIVIL	<i>[Signature]</i>		

TITLE:- CONCEPTUAL GENERAL ARRANGEMENT DRAWING
 PROPOSED RUB NO. 059
 2 x 12.2m PSC U SLAB CH. 16727

DRG. NO. GC-HRIDC-C4-DRW-BRD-GAD-01059_A2 SHEET NO. 1 OF 1

SCALE: AS SHOWN ISSUE DATE 07-11-2022 REVISED DATE 10-01-2023

CLIENT:
 HARYANA RAIL INFRASTRUCTURE DEVELOPMENT CORPORATION LIMITED.

CONSULTANT:
 GENERAL CONSULTANT FOR HARYANA ORBITAL RAIL CORRIDOR
 RTES Limited in consortium with SMEC International Pty. Ltd.

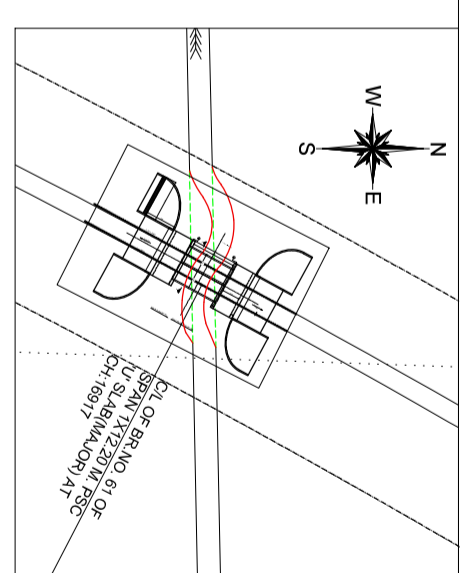
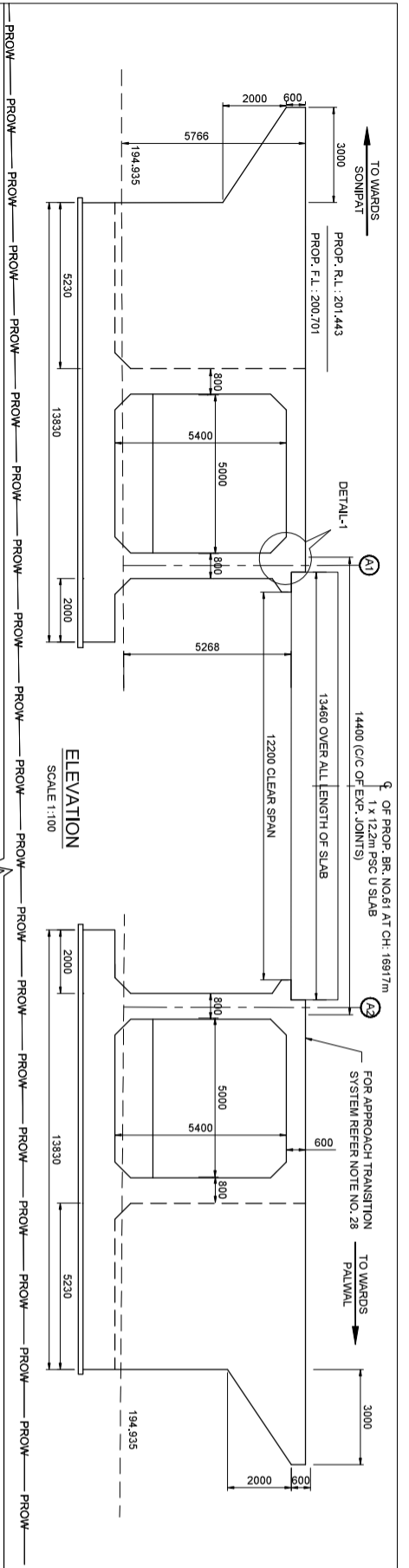
PRITES THE INFRASTRUCTURE PEOPLE

SMEC Member of the Sirtex/Jurong Group

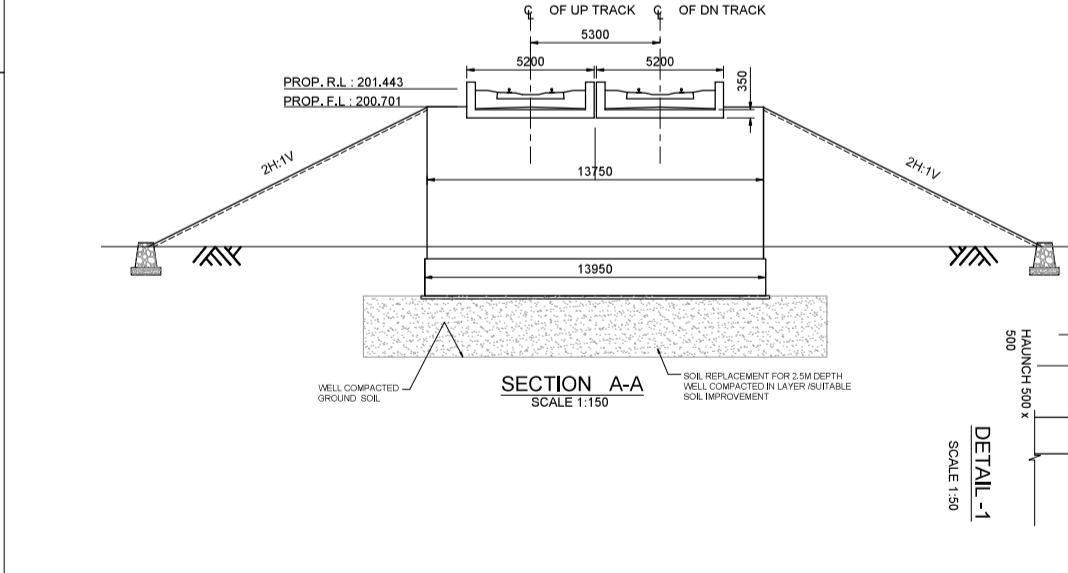
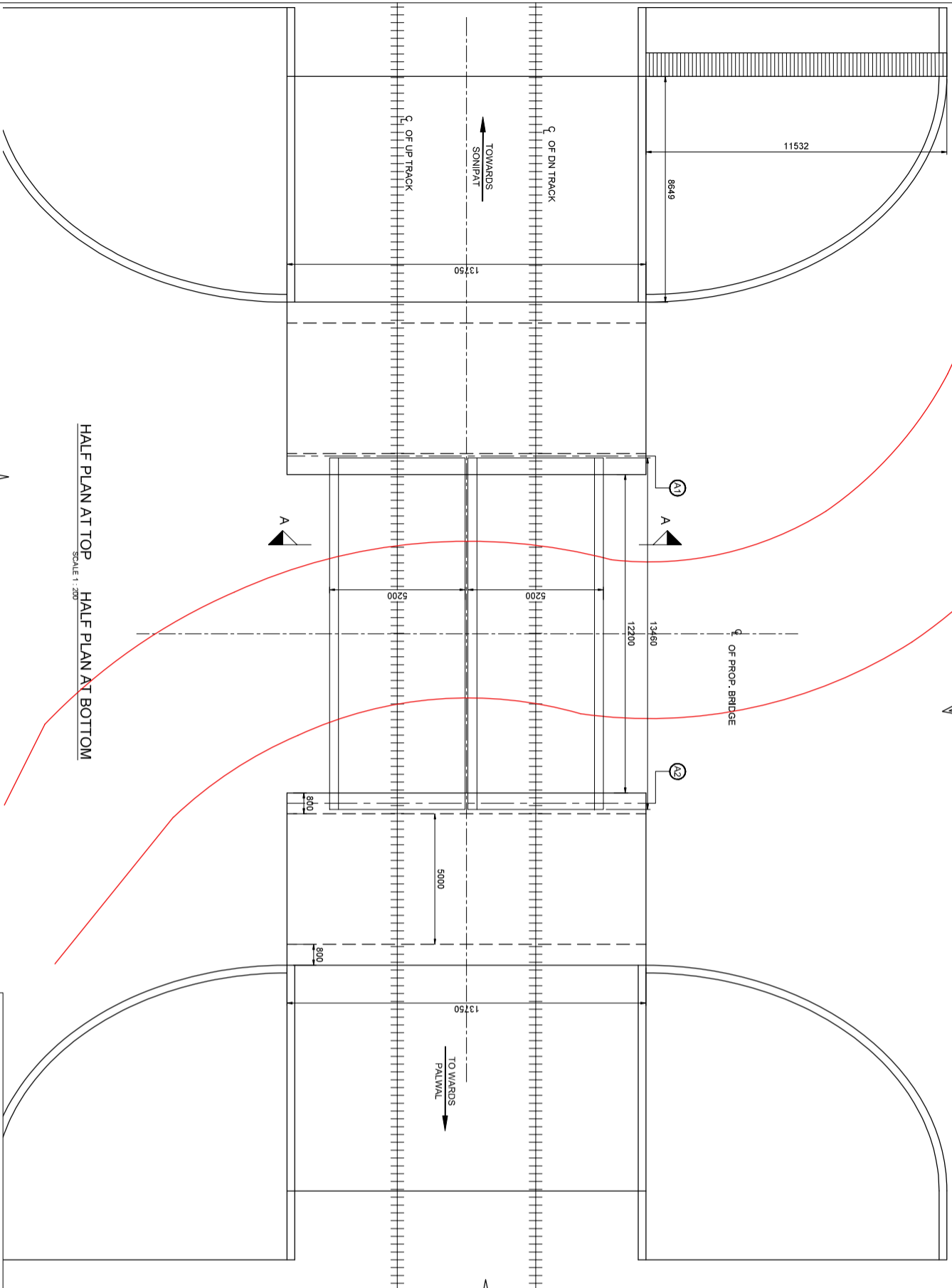

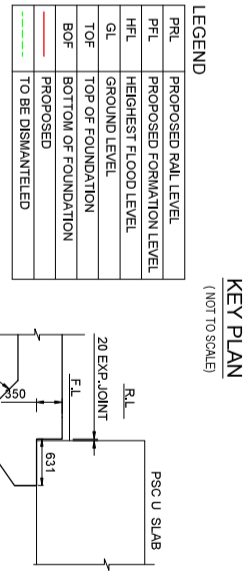
PROJECT:
 HARYANA ORBITAL RAIL CORRIDOR
 CONNECTING PALWAL TO SONIPAT BYPASSING DELHI AREA BY LINKING ASAOTI-PATLI-SULTANPUR-ASAUDAH BY NEW ELECTRIFIED BG DOUBLE LINE

LEGEND

PRL	PROPOSED RAIL LEVEL
PFL	PROPOSED FORMATION LEVEL
HFL	HIGHEST FLOOD LEVEL
GL	GROUND LEVEL
TOF	TOP OF FOUNDATION
BOF	BOTTOM OF FOUNDATION



- NOTES:**
1. DIMENSIONS ARE IN MILLIMETERS AND LEVELS ARE IN METERS.
 2. DIMENSIONS ARE NOT TO BE SCALED ONLY WRITTEN DIMENSIONS TO BE FOLLOWED.
 3. I) IRIS BRIDGE SUBSTRUCTURE AND FOUNDATION CODE 201.3.
II) IRIS CONCRETE BRIDGE CODE 201.4.
 4. DESIGN CRITERIA
I) IRIS BRIDGE RULES 2014.
II) IS 2911 PART-1 SECTION-2.
III) EXPOSURE CONDITION - MODERATE.
IV) SEISMIC ZONE - IV
V) STANDARD OF LEADING - SUPER STRUCTURE-2ST (RDSO STANDARD) AND SUBSTRUCTURE-2ST (RDSO STANDARD).
VI) THE STRUCTURAL DIMENSIONS AND SIZES ARE INDICATIVE AND THESE MAY VARY DURING DETAIL DESIGN.
VII) ALL RCC AND CC WORKS SHALL BE DONE IN ACCORDANCE WITH SPECIFICATION LAID DOWN IN IRIS CONCRETE BRIDGE CODE.
VIII) THE GRADE OF CONCRETE
I) FOR ABUTMENT/DIRT & RETURN WALL.....M35
II) FOR FOUNDATIONM35
III) FOR LEADING COURSE.....M25
IV) ALL OTHER RCC AND CC SHALL BE MECHANICALLY MIXED AND VIBRATED. MIX DESIGN SHALL BE APPROVED BY ENGINEER IN CHARGE.
IX) HIGH YIELD STRENGTH DEFORMED BARS OF GRADE R-5000 CONFORMING TO IS: 1786-2008 SHALL BE USED AS REINFORCEMENT.
X) BED LEVEL, ROAD LEVEL, FORMATION LEVEL AND RAIL LEVEL & ALIGNMENT SHALL BE VERIFIED BY THE ENGINEER AT SITE BEFORE EXECUTION OF WORK.
 5. ANGLE OF INTERNAL FRICTION OF BACK FILL SHALL NOT BE LESS THAN 35%.
 6. PROTECTION WORK ON SLOPES OF BANK UP TO 30M BOTH SIDES ON APPROACHES OF BRIDGE SHALL BE DONE AS PER SKETCH NO. GC-HRIDC-SK-GEN-014.
 7. GC-HRIDC-SK-GEN-014
I) ALL PER PACKING BEHIND RETURN WALL/WALLING WALL BACK FILL BEHIND RETURN WALL/WALLING WALL SHALL BE AS PER CL 7.2 OF IRIS BRIDGE SUBSTRUCTURE & FOUNDATION CODE 201.3.
II) 75mm DIA WEEP HOLES TO BE PROVIDED @ 1000 C/C HORIZ. AND 1000 MM C/C VERTICALLY ABOVE LOWEST WATER LEVEL IN RETURN WALL AS PER IRIS SUB STRUCTURE CODE CLAUSE 7.6.
III) ALL RCC SURFACES COMING IN CONTACT WITH SOIL SHOULD BE PAINTED WITH BITUMEN OR COAL TAR OF APPROVED QUALITY @ 1.4kg/m² (CONFORMING TO IS-3117).
IV) CURING SHALL BE DONE AS PER CLAUSE NO 8.4 OF IRIS CONCRETE BRIDGE CODE.
V) SAFETY & PROTECTION OF THE PROPOSED WORK IS TO BE ENSURED BY THE CONTRACTOR AS PER PARA 826 OF IRPMI WITH UPDATED CORRECTION SLIPS OF 2011-12.
 8. THE SPECIFICATIONS FOR THE PSC U SLAB SHALL BE IN ACCORDANCE WITH RDSO DRG.NOS: RDSO 10281, 10281/1 AND 10281/2.
 9. CONCRETE SHALL BE DONE IN ACCORDANCE WITH IRIS CONCRETE BRIDGE CODE WITH 20MM MAXIMUM SIZE AGGREGATE.
 10. ALL DIMENSIONS AND LEVELS SHOULD BE VERIFIED AT SITE BEFORE EXECUTION.
 11. BRIDGE DETAILS LIKE DL INSPECTION STEPS PAINTINGS ETC SHOULD BE PROVIDED AS PER RDSO CODE OF PRACTICE FOR BRIDGES.
 12. THIS DRAWING IS THE PROPERTY OF HARYANA RAIL INFRASTRUCTURE DEVELOPMENT CORPORATION LIMITED (HRIDC) AND EXCLUSIVE USE OF HRIDC.
 13. FOR THE WALL DETAILS REFER SEPARATE SKETCH NO. GC-HRIDC-SK-GEN-014.
 14. GC-HRIDC-SK-GEN-014
I) SOIL SHALL BE ENSURED AS PER DETAILED DESIGN REQUIREMENT. SUITABLE GROUND IMPROVEMENT SHALL BE CARRIED OUT AS PER GT & DESIGN REQUIREMENT AND CONFIRMED THROUGH FIELD TESTING.
II) SMOOTH TRANSITION SHALL BE PROVIDED BETWEEN THE EXISTING LINED CHANNEL AND THE BOX. ADOPTED ON BRIDGE APPROACHES SHALL BE AS PER RDSO REPORT NO. GERS-507TRANSITION SYSTEM ON APPROACHES OF BRIDGES), FOR DETAILS REFER SKETCH NO. GC-HRIDC-SK-GEN-019.
 15. 26.
 16. 27.
 17. 28.



HYDRAULIC DATA OF DRAIN		GC/HORC		HRIDC	
1	NAME OF MINOR	1	NAME / DESIGNATION	1	NAME / DESIGNATION
2	R/D	2	CHAHATEY RAM PD	2	SHIV OM DAWEDI CP/MHRIDC
3	FREE BOARD	3		3	RAJU SOLANKI DGM/CIVIL/SOUTH
4	DISCHARGE	4		4	
5	BED WIDTH	5		5	
6	F.S.D	6		6	
7	SIDE SLOPE	7		7	
8	TOP WIDTH	8		8	
9	SHAPE	9		9	

HALF PLAN AT TOP
SCALE 1:200

HALF PLAN AT BOTTOM
SCALE 1:200

DRAIN
SCALE 1:50

LEGEND

PRL	PROPOSED RAIL LEVEL
PFL	PROPOSED FORMATION LEVEL
HFL	HIGHEST FLOOD LEVEL
GL	GROUND LEVEL
TOF	TOP OF FOUNDATION
BOF	BOTTOM OF FOUNDATION
PROPOSED	PROPOSED
---	TO BE DISMANTLED

KEY PLAN
(NOT TO SCALE)

SECTION A-A
SCALE 1:150

DETAIL -1
SCALE 1:50

CLIENT:
HARYANA RAIL INFRASTRUCTURE DEVELOPMENT CORPORATION LIMITED.

CONSULTANT:
GENERAL CONSULTANT FOR HARYANA ORBITAL RAIL CORRIDOR
RTTES Limited in consortium with SMEC International Pty. Ltd.

PROJECT:
HARYANA ORBITAL RAIL CORRIDOR
CONNECTING PALWAL TO SONIPAT BYPASSING DELHI AREA BY LINKING ASAOTI-PATLI-SULTANPUR-ASAUDAH BY NEW ELECTRIFIED BG DOUBLE LINE

TITLE:- CONCEPTUAL GENERAL ARRANGEMENT DRAWING

DRG. NO. GC-HRIDC-C4-DRW-BRD-GAD-01061_A2

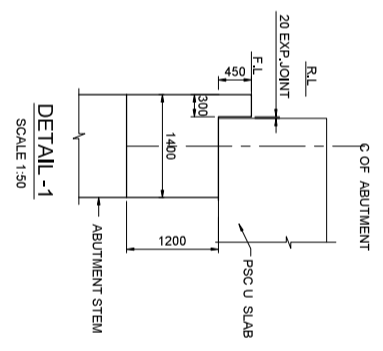
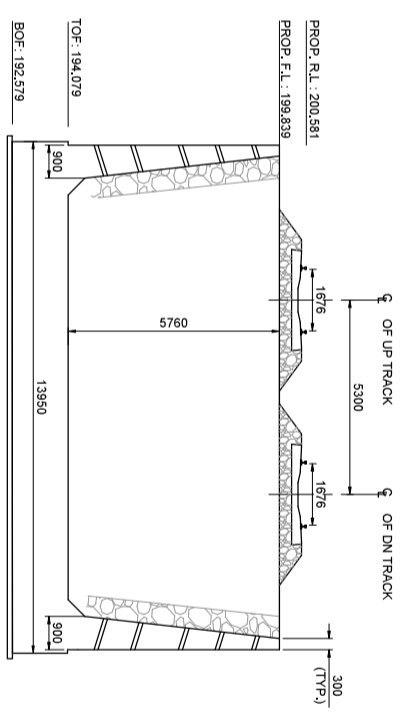
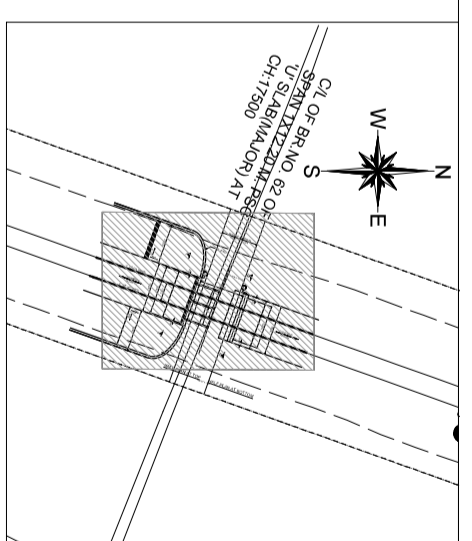
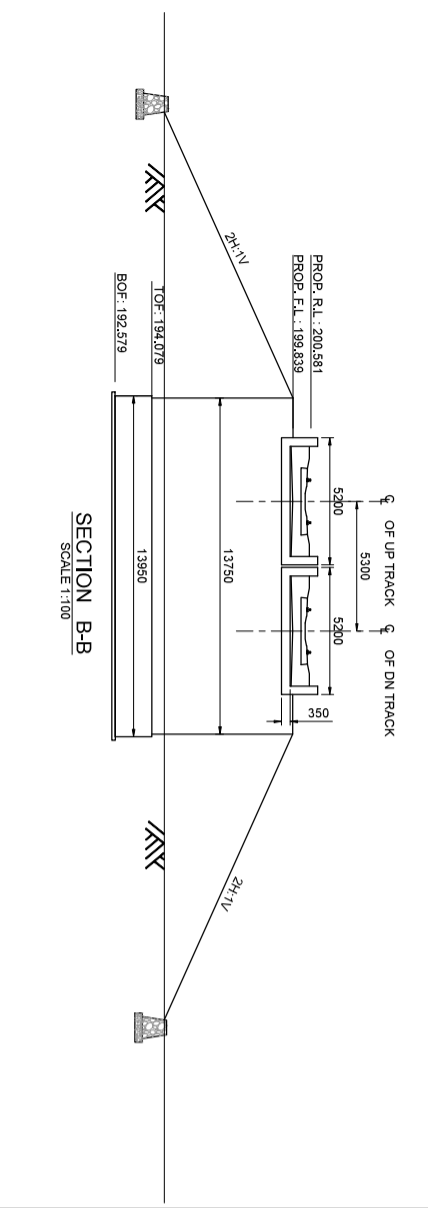
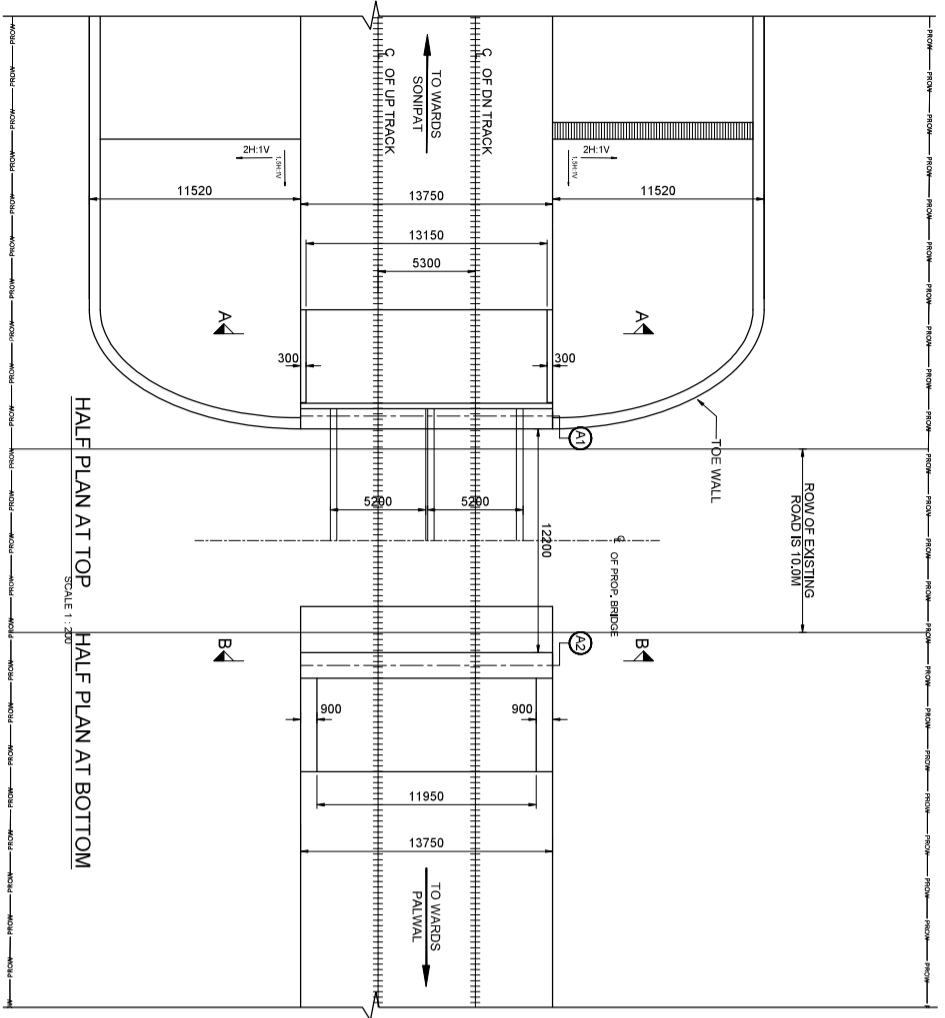
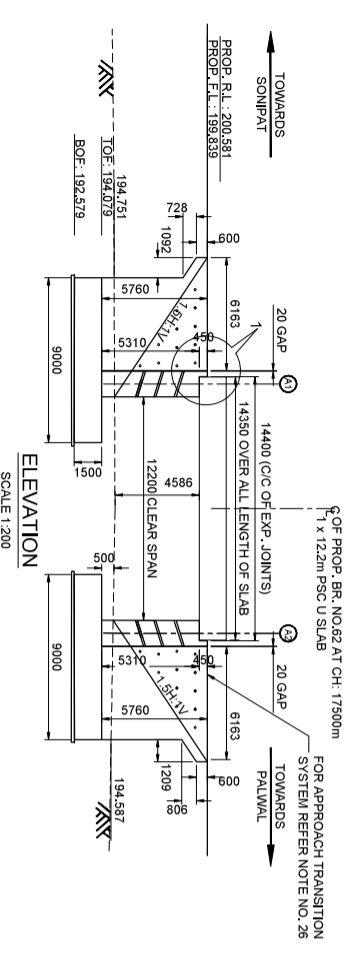
SCALE: AS SHOWN

ISSUE DATE 07-11-2022

REVISED DATE 10-01-2023

SHEET NO. 1 OF 1

Member of the Srinawa Juroing Group



- NOTES:**
1. DIMENSIONS ARE IN MILLIMETERS AND LEVELS ARE IN METERS
 2. DIMENSIONS ARE NOT TO BE SCALED ONLY WRITTEN DIMENSIONS TO BE FOLLOWED
 3. DESIGN CRITERIA
 - i) IRS BRIDGE SUBSTRUCTURE AND FOUNDATION CODE 2013.
 - ii) IRS CONCRETE BRIDGE CODE 2014.
 - iii) IRS BRIDGE RULES 2014.
 - iv) IS 2911 PART-1 SECTION-2.
 - v) EXPOSURE CONDITION - MODERATE.
 - vi) SEISMIC ZONE - IV
 - vii) STANDARD OF LEADING - SUPER STRUCTURE-2ST (STANDARD)
 4. THE STRUCTURAL DIMENSIONS AND SIZES ARE INDICATIVE AND THESE MAY VARY DURING DETAILED DESIGN
 5. DURING DETAILED DESIGN, ALL RCC AND CC WORKS SHALL BE DONE IN ACCORDANCE WITH SPECIFICATION LAID DOWN IN IRS CONCRETE BRIDGE CODE.
 6. THE GRADE OF CONCRETE
 - i) FOR ABUTMENT/DIRT & RETURN WALL.....M35
 - ii) FOR FOUNDATIONM35
 - iii) FOR LEVING COURSE BE MECHANICALLY MIXED AND VIBRATED. MIX DESIGN SHALL BE APPROVED BY ENGINEER-IN-CHARGE
 - iv) HIGH YIELD STRENGTH DEFORMED BARS OF GRADE F-4500 CONFORMING TO IS: 1786-2008 SHALL BE USED AS REINFORCEMENT.
 7. BED LEVEL & ROAD LEVEL, FORMATION LEVEL AND RAIL LEVEL & ALIGNMENT SHALL BE VERIFIED BY THE ENGINEER AT SITE BEFORE EXECUTION OF WORK.
 8. ANGLE OF INTERNAL FRICTION OF BACK FILL SHALL NOT BE LESS THAN 35.
 9. PROTECTION WORK ON SLOPES OF BANK UP TO 30M BOTH SIDES ON APPROACHES OF BRIDGE SHALL BE DONE AS PER SKETCH NO. GCH-RIDC-SK-GEN-011.
 10. GCH-RIDC-SK-GEN-011.
 11. ALL DEBRIS PACKING BEHIND RETURN WALL/RAINING WALL TO BE DONE AS PER IRS FOUNDATION & SUBSTRUCTURE CODE CL 7.5.2.
 12. IRS BRIDGE SUBSTRUCTURE & FOUNDATION CODE 2013.
 13. 75mm DIA WEEP HOLES TO BE PROVIDED @ 1000 C/C HORZ. AND 1000 MM C/C VERTICALLY ABOVE LOWEST WATER LEVEL IN RETURN WALL AS PER IRS SUB STRUCTURE CODE CLAUSE 7.6.
 14. ALL RCC SURFACES COMING IN CONTACT WITH SOIL SHOULD BE PAINTED WITH BITUMEN OR COAL TAR OF APPROVED QUALITY @ 1.6KG/SQ.M. CONFORMING TO IS:9117.
 15. CORRUG SHALL BE DONE AS PER CLAUSE NO 8.4 OF IRS CONCRETE BRIDGE SAFETY & PROTECTION OF THE PROPOSED WORK. IS TO BE ENSURED BY THE CONTRACTOR AS PER PARA 826 OF IRPMW WITH UPDATED CORRECTION SLIPS OF 2011-12.
 16. THE SPECIFICATIONS FOR THE PSC U SLAB SHALL BE IN ACCORDANCE WITH RDSO DRG.NOS.: RDSO 10281, 10281/1 AND 10281/2.
 17. CONCRETE SHALL BE DONE IN ACCORDANCE WITH IRS CONCRETE BRIDGE CODE WITH 20MM MAXIMUM SIZE AGGREGATE.
 18. ALL DIMENSIONS AND LEVELS SHOULD BE VERIFIED AT SITE BEFORE EXECUTION.
 19. BRIDGE DETAILS LIKE DL, INSPECTION STEPS PAINTINGS ETC SHOULD BE PROVIDED AS PER BRIDGE DRAWING FOR REFERENCE.
 20. THIS DRAWING IS THE PROPERTY OF HARYANA RAIL INFRASTRUCTURE DEVELOPMENT CORPORATION LIMITED (HRIDC) AND EXCLUSIVE USE OF HRIDC.
 21. FOR THE WALL DETAILS REFER SEPARATE SKETCH NO. GCH-RIDC-SK-GEN-014.
 22. TRANSITION SYSTEM TO BE ADOPTED ON BRIDGE APPROACHES SHALL BE AS PER RDSO REPORT NO. GE-R-50/TRANSITION SYSTEM ON APPROACHES OF BRIDGES, FOR DETAILS REFER SKETCH NO. GCH-RIDC-SK-GEN-019.
 - 23.
 - 24.
 - 25.
 - 26.


LEGEND

PRL	PROPOSED RAIL LEVEL
PFL	PROPOSED FORMATION LEVEL
HFL	HIGHEST FLOOD LEVEL
GL	GROUND LEVEL
TOF	TOP OF FOUNDATION
BOF	BOTTOM OF FOUNDATION

PROJECT:
HARYANA ORBITAL RAIL CORRIDOR
CONNECTING PALWA TO SONPAT BYPASSING DELHI AREA BY LINKING ASAOTI-PATLI-SULTANPUR-ASADAH BY NEW ELECTRIFIED BG DOUBLE LINE

CLIENT:
HARYANA RAIL INFRASTRUCTURE DEVELOPMENT CORPORATION LIMITED.

CONSULTANT:
GENERAL CONSULTANT FOR HARYANA ORBITAL RAIL CORRIDOR
RTIES Limited in consortium with SMEC International Pty. Ltd.

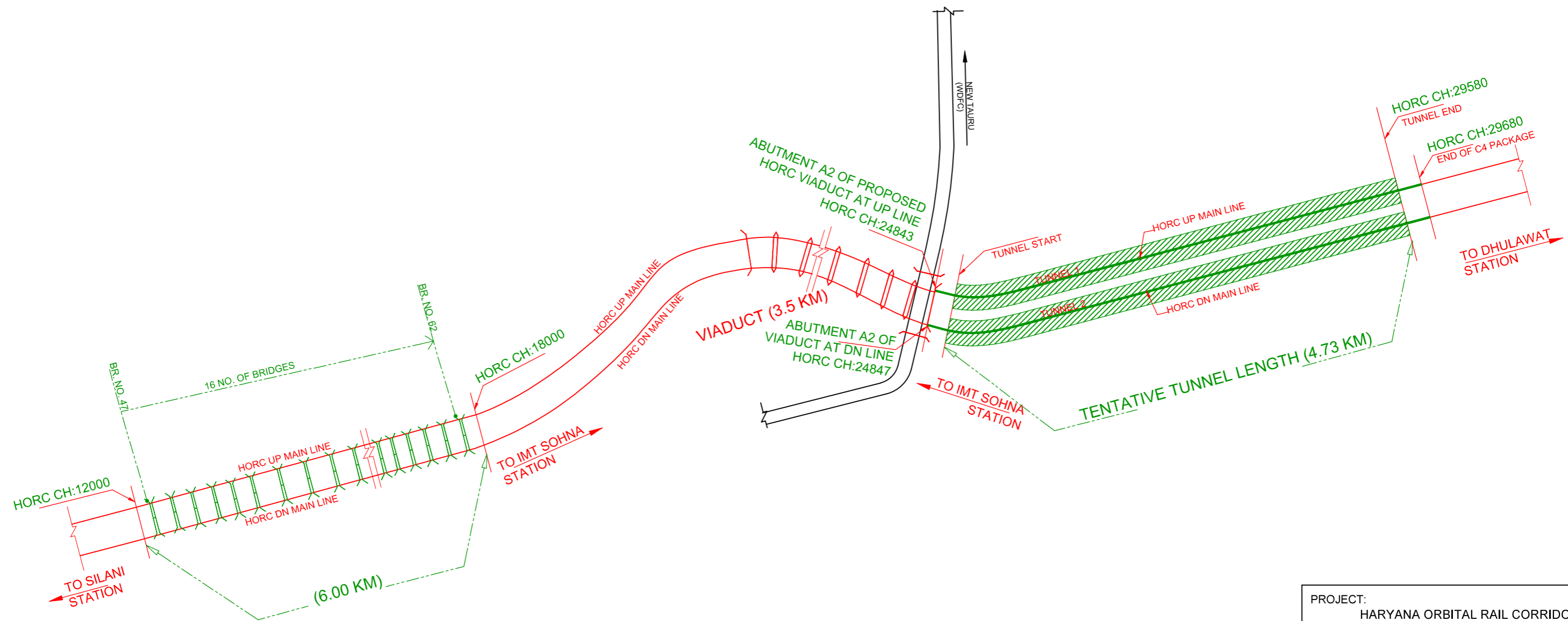


TITLE:- CONCEPTUAL GENERAL ARRANGEMENT DRAWING
PROPOSED RUB NO. 062
1 x 12.2m PSC U SLAB CH. 17500

DRG. NO.	GC-HRIDC-C4-DRW-BRD-GAD-01062_A2	SHEET NO.	1 OF 1
SCALE :	AS SHOWN	ISSUE DATE	07-11-2022
		REVISED DATE	10-01-2023

GCH/ORC		HRIDC	
NAME / DESIGNATION	SIGN	NAME / DESIGNATION	SIGN
CHAHAATEY RAM PD	<i>Chahaatey Ram</i>	SHIV OM DAWEDI CPM/HRIDC	<i>Shiv Om Dawedi</i>
SUDHIR AGRAWAL DPO/CIVIL	<i>Sudhir Agrawal</i>	RAJU SOLANKI DGM/CIVIL/SOUTH	<i>Raju Solanki</i>
REETU PATIL CDE/ CIVIL	<i>Reetu Patil</i>		

Miscellaneous Drawings (Conceptual Plans)




NOTES:

- JURISDICTION OF C4 PACKAGE SHOWN IN GREEN COLOUR.
- CHAINAGES SHOWN ARE RECKONED FROM C/L OF PRITHALA STATION BUILDING TAKEN AS 0.00m, WITH RESPECT TO UP MAIN LINE.

PROJECT:
HARYANA ORBITAL RAIL CORRIDOR
 CONNECTING PALWAL TO SONIPAT BYPASSING DELHI AREA BY LINKING ASAOTI-PATLI-SULTANPUR-ASAUDAH BY NEW ELECTRIFIED BG DOUBLE LINE

CLIENT:
 **HARYANA RAIL INFRASTRUCTURE DEVELOPMENT CORPORATION LIMITED.**

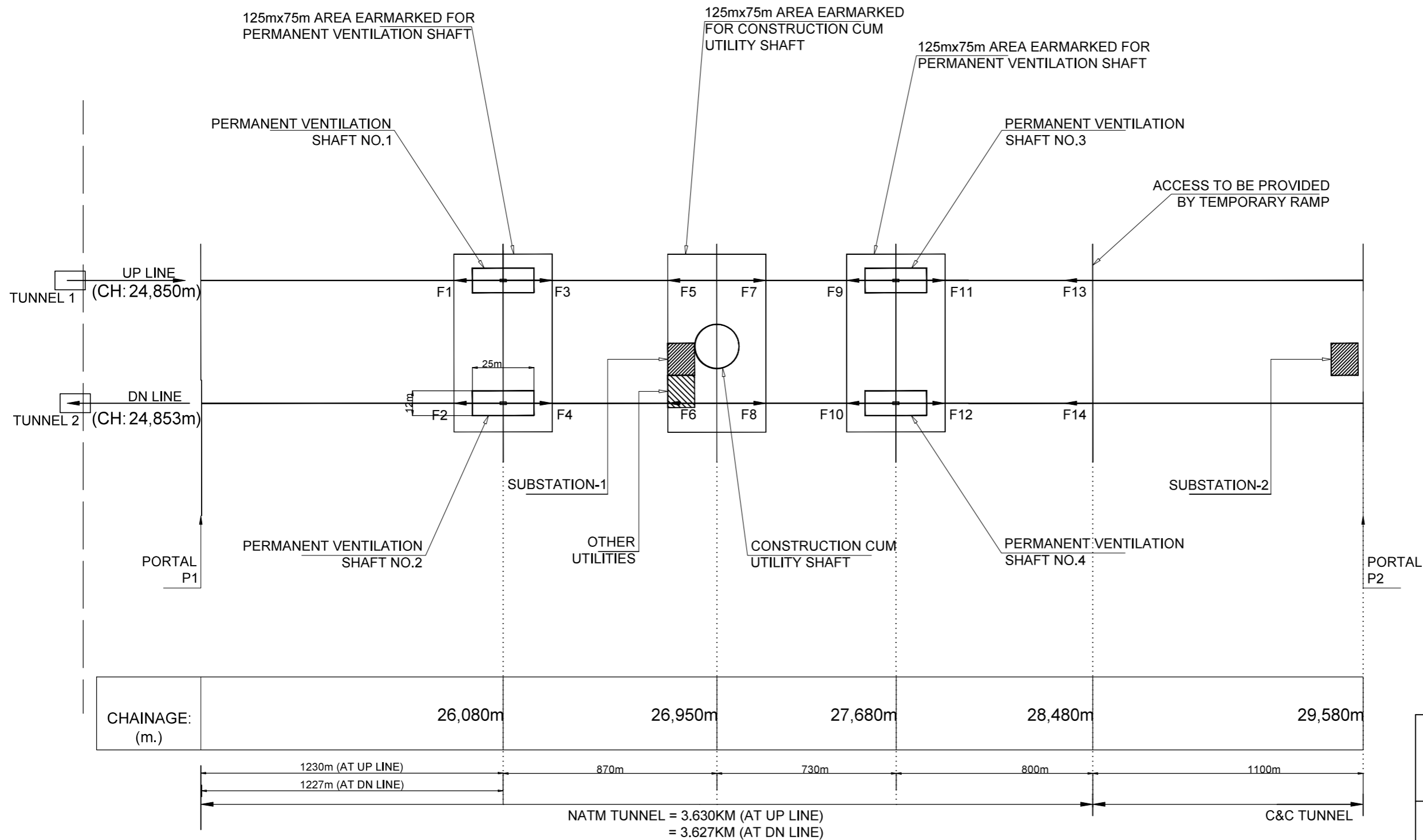
CONSULTANT:
 **GENERAL CONSULTANT FOR HARYANA ORBITAL RAIL CORRIDOR**
 RITES Limited in consortium with SMEC International Pty. Ltd.



TITLE:- JURISDICTIONAL SKETCH OF C-4 PACKAGE

GC/HORC		HRIDC	
NAME / DESIGNATION	SIGN	NAME / DESIGNATION	SIGN
CHAHATEY RAM PD	<i>Chahatey Ram</i>	SHIV OM DWIVEDI CPM/HRIDC	<i>Shiv</i>
SUDHIR AGRAWAL DPD/CIVIL	<i>AS</i>	RAJU SOLANKI DGM/CIVIL/SOUTH	<i>Raju</i>
REETU PATIAL CDE/ CIVIL	<i>Reetu</i>		

SKETCH NO. GC-HRIDC-C4-SK-CIVIL-001_A1	SHEET NO.
SCALE : AS SHOWN	ISSUE DATE 07-11-2022
	REVISED DATE 09.01.2023




NOTES:

- F1 - F14 ARE THE WORKING FACES OF NATM TUNNEL.
- CHAINAGES SHOWN ARE RECKONED FROM C/L OF PRITHALA STATION BUILDING TAKEN AS 0.00m, WITH RESPECT TO UP MAIN LINE.

PROJECT:
HARYANA ORBITAL RAIL CORRIDOR
 CONNECTING PALWAL TO SONIPAT BYPASSING DELHI AREA BY LINKING ASAO TI-PATLI-SULTANPUR-ASAUDAH BY NEW ELECTRIFIED BG DOUBLE LINE

CLIENT:
 **HARYANA RAIL INFRASTRUCTURE DEVELOPMENT CORPORATION LIMITED.**

CONSULTANT:
 **GENERAL CONSULTANT FOR HARYANA ORBITAL RAIL CORRIDOR**
 RITES Limited in consortium with SMEC International Pty. Ltd.

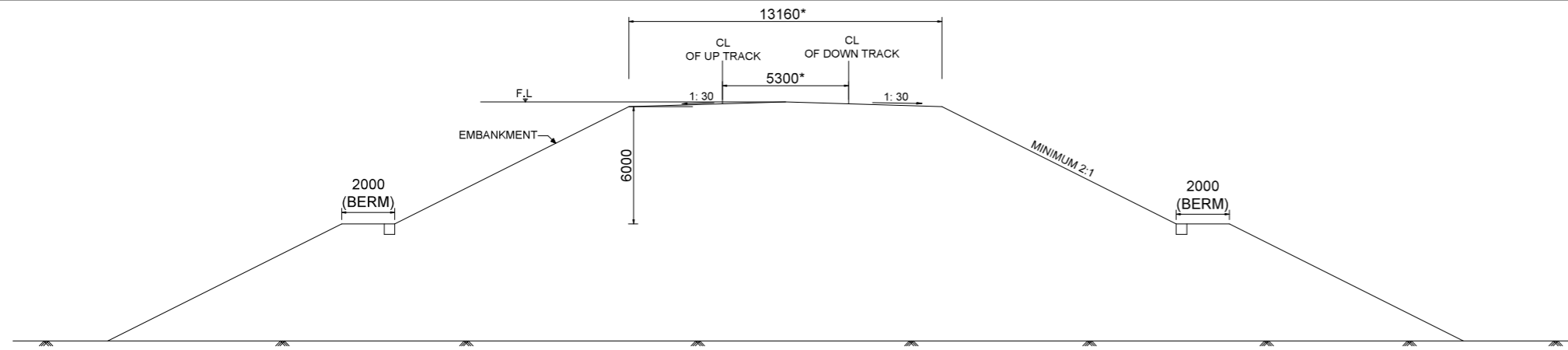


TITLE:- **SCHEMATIC DIAGRAM OF HORC TUNNEL**

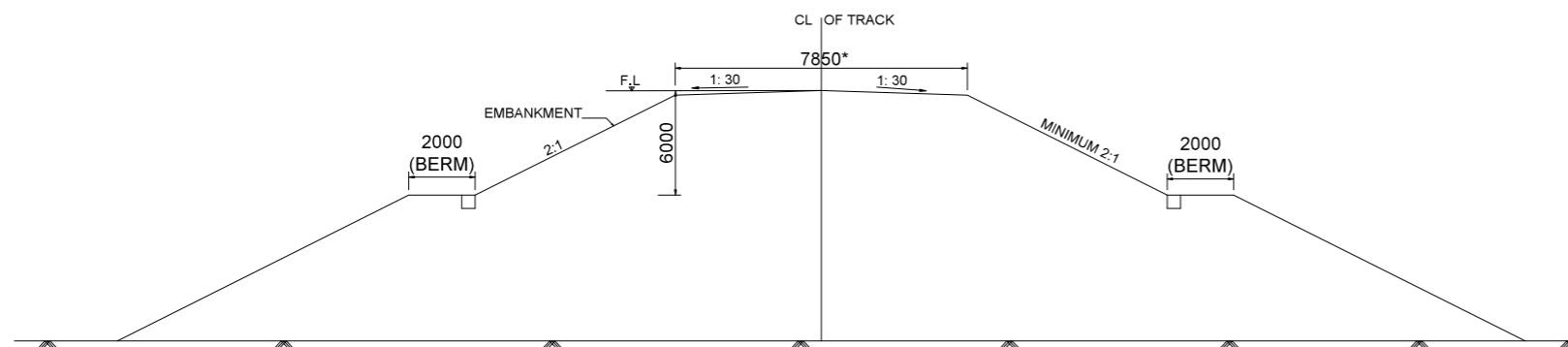
SKETCH NO. **GC-HRIDC-C4-SK-TUNNEL-001_A1** SHEET NO.

SCALE : AS SHOWN ISSUE DATE 07-11-2022 REVISED DATE 09.01.2023

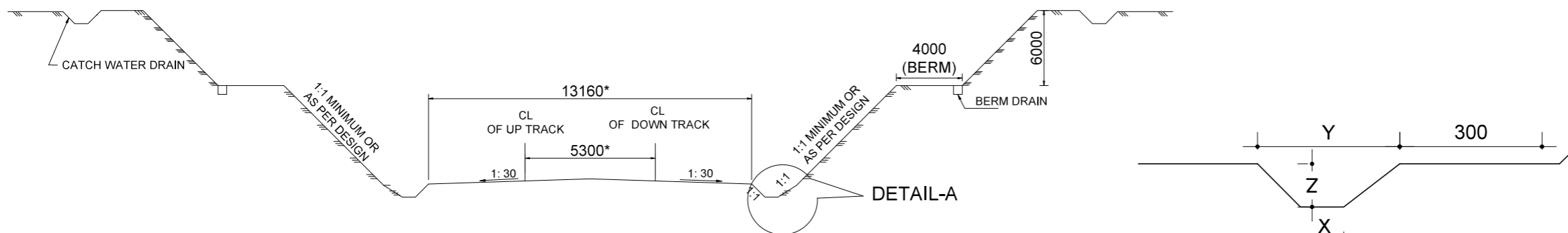
GC/HORC		HRIDC	
NAME / DESIGNATION	SIGN	NAME / DESIGNATION	SIGN
CHAHATEY RAM PD	<i>Chahatey Ram</i>	SHIV OM DWIVEDI CPM/HRIDC	<i>Shiv</i>
SUDHIR AGRAWAL DPD/CIVIL	<i>AS</i>	RAJU SOLANKI DGM/CIVIL/SOUTH	<i>Raju</i>
REETU PATIAL CDE/ CIVIL	<i>Reetu</i>		



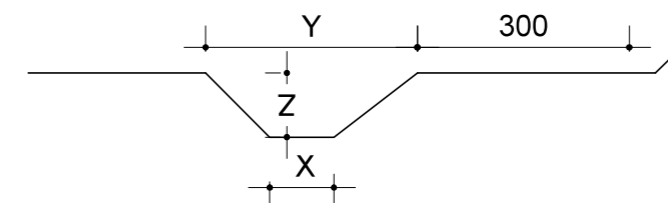
TYPICAL CROSS-SECTION OF EMBANKMENT
(FOR DOUBLE TRACK)



TYPICAL CROSS-SECTION OF EMBANKMENT
(FOR SINGLE TRACK)



TYPICAL CROSS-SECTION OF CUTTING
(FOR DOUBLE TRACK)




DETAIL-A

- NOTES:
1. ALL DIMENSIONS ARE IN MILLIMETERS UNLESS OTHERWISE SPECIFIED.
 2. NO DIMENSION SHALL BE SCALED FROM DRAWING ONLY WRITTEN DIMENSIONS ARE TO BE FOLLOWED.
 3. DEPTH OF BALLAST CUSHION SHOULD BE PROVIDED AS PER PARA 212(2) OF IRPMM.
 4. CROSS SLOPE OF 1IN 30 SHALL BE PROVIDED.
 5. MINIMUM FORMATION WIDTH OF 13160 MM SHALL BE ENSURED FOR NEW WORKS IN BOTH EMBANKMENT AND IN CUTTING (EXCLUDING SIDE DRAIN)
 6. * FORMATION WIDTH SHALL BE INCREASED BASED ON CURVE & SUPER ELEVATION AS PER IRSOD.
 7. X, Y, Z DIMENSIONS SHALL BE AS PER DESIGN.






PROJECT:
HARYANA ORBITAL RAIL CORRIDOR
CONNECTING PALWAL TO SONIPAT BYPASSING DELHI AREA BY LINKING ASAOTI-PATLI-SULTANPUR-ASAUDAH BY NEW ELECTRIFIED BG DOUBLE LINE

CLIENT:
 **HARYANA RAIL INFRASTRUCTURE DEVELOPMENT CORPORATION LIMITED**

CONSULTANT:
 **GENERAL CONSULTANT FOR HARYANA ORBITAL RAIL CORRIDOR**
RITES Limited in consortium with SMEC International Pty. Ltd.

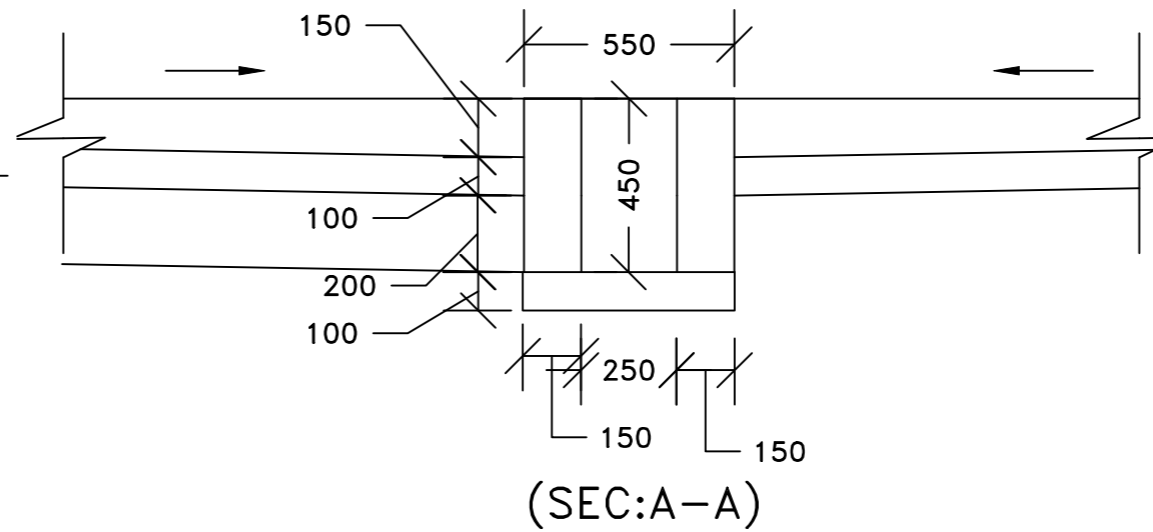
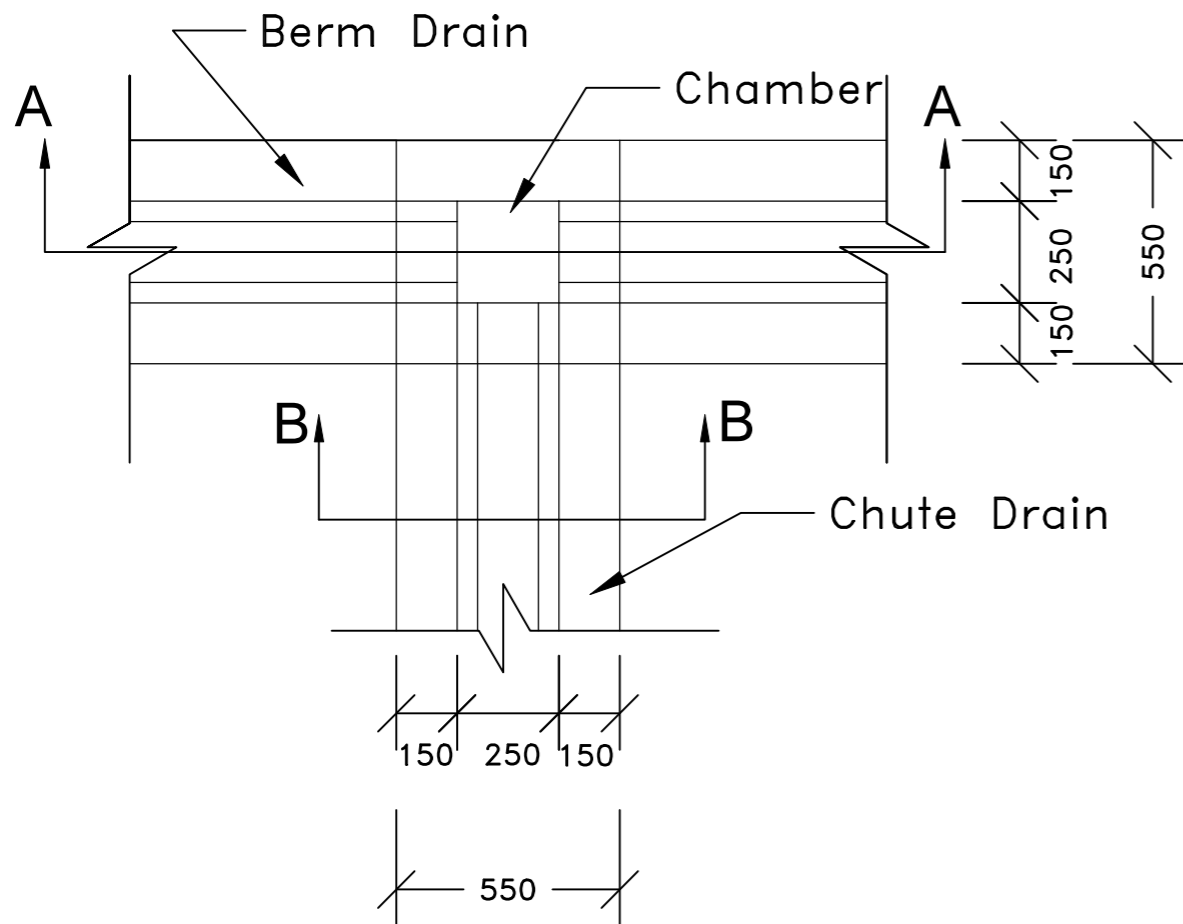
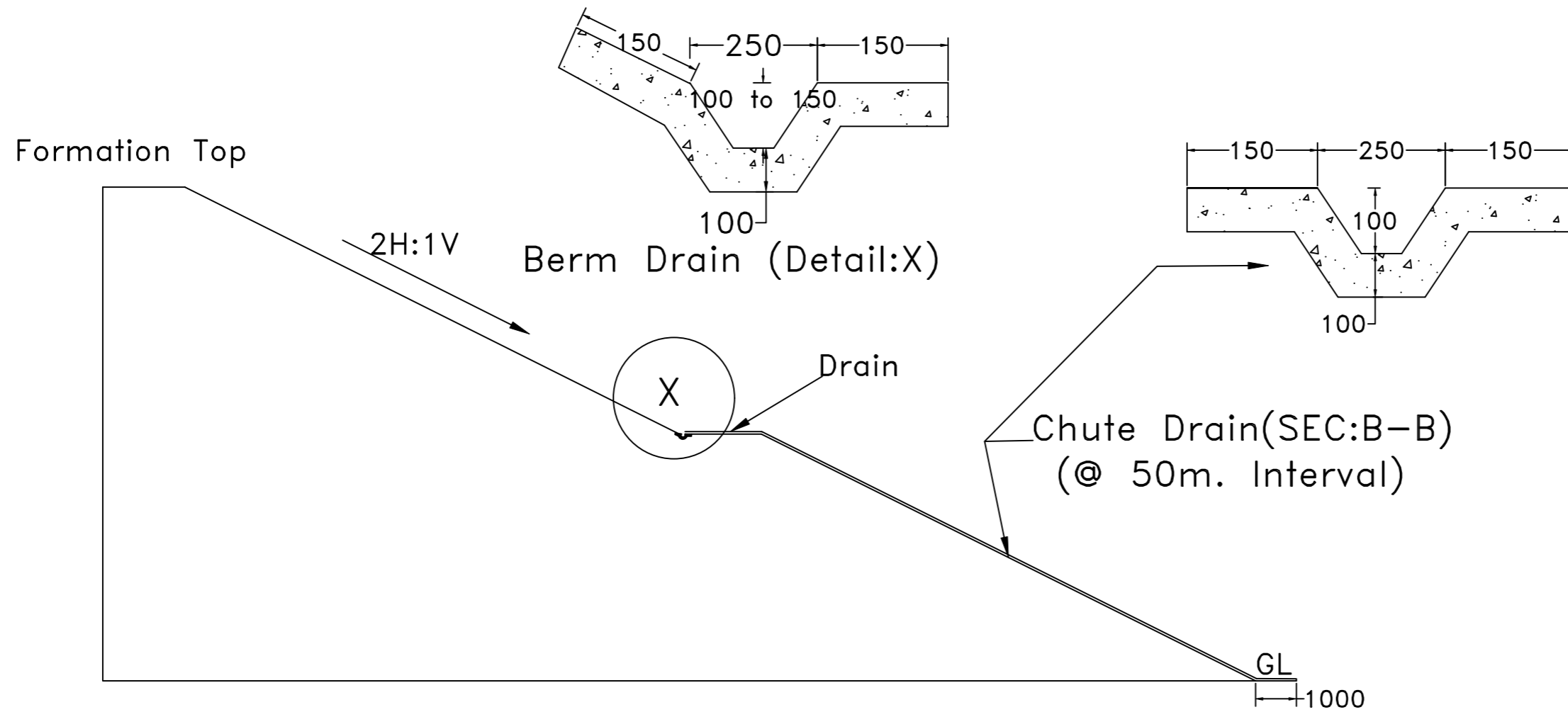


TITLE:- **CONCEPTUAL PLAN TYPICAL EMBANKMENT/CUTTING PROFILE**

GC/HORC		HRIDC	
NAME / DESIGNATION	SIGN	NAME / DESIGNATION	SIGN
CHAHATEY RAM PD		R. R. KUMAR GM/ IP&P	
SUDHIR AGRAWAL DPD/CIVIL		RAJU SOLANKI DGM/C-SOUTH	
REETU PATIAL CDE/ CIVIL			

DRG. NO. **GC-HRIDC-SK-GEN-001_A2** SHEET NO.

SCALE : **AS SHOWN** ISSUE DATE **07-11-2022** REVISED DATE **09.01.2023**



- Note:-
1. ALL DIMENSIONS ARE IN MILLIMETERS UNLESS OTHERWISE SPECIFIED.
 2. NO DIMENSION SHALL BE SCALED FROM DRAWING ONLY WRITTEN DIMENSIONS ARE TO BE FOLLOWED.
 3. ALL CAST IN-SITU CONCRETE SHALL BE M25.
 4. IN CASE OF PRECAST RCC DRAINS GRADE OF CONCRETE SHALL BE AS PER DESIGN.

PROJECT:
HARYANA ORBITAL RAIL CORRIDOR
CONNECTING PALWAL TO SONIPAT BYPASSING DELHI
AREA BY LINKING ASAOTI-PATLI-SULTANPUR-ASAUDAH BY
NEW ELECTRIFIED BG DOUBLE LINE

CLIENT:
HARYANA RAIL INFRASTRUCTURE
DEVELOPMENT CORPORATION LIMITED.

CONSULTANT:
GENERAL CONSULTANT FOR
HARYANA ORBITAL RAIL CORRIDOR
RITES Limited in consortium with SMEC International Pty. Ltd.



TITLE:- CONCEPTUAL PLAN
DRAINS FOR EMBANKMENT

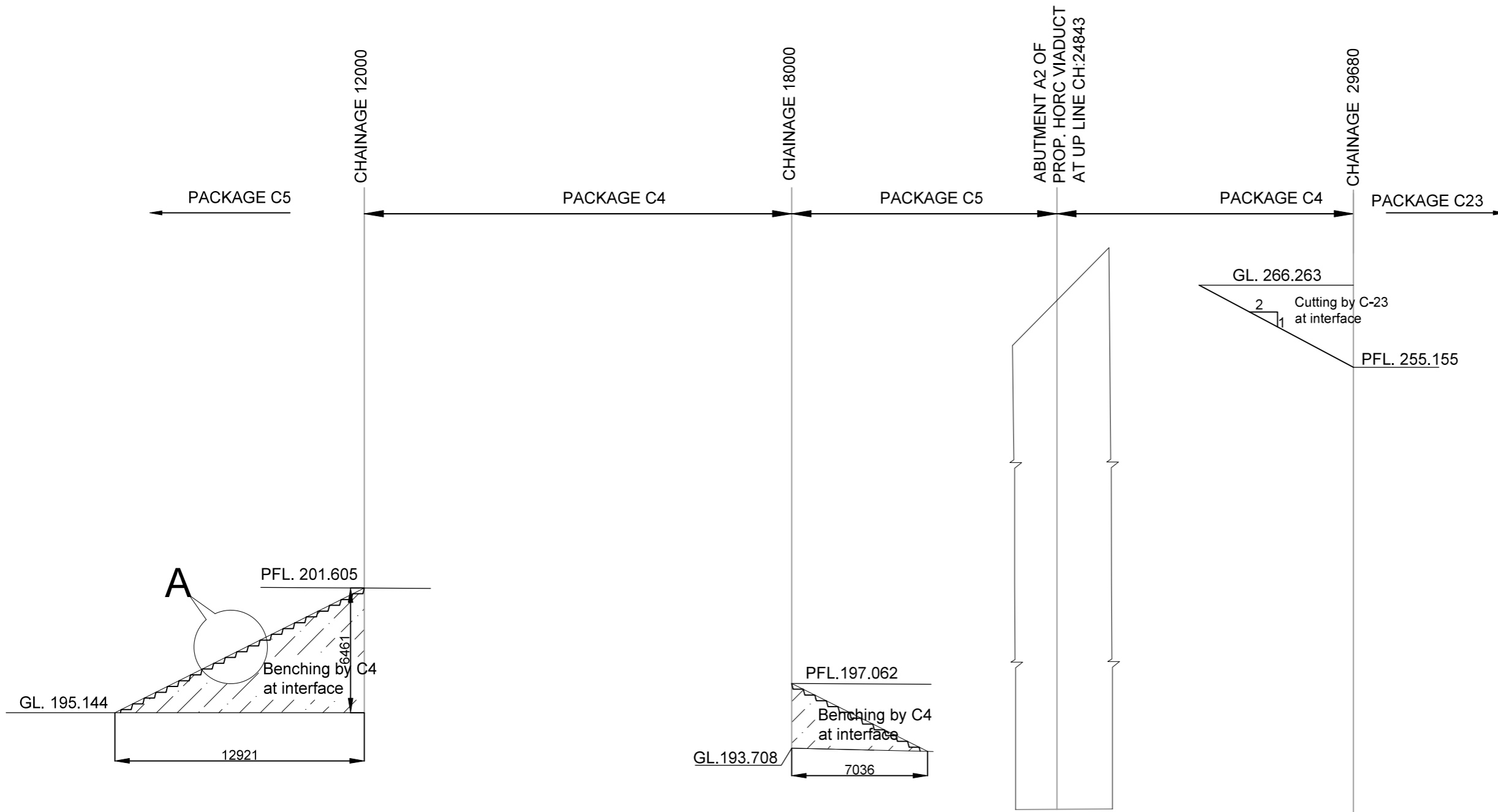
SKETCH NO. GC-HRIDC-SK-GEN-008_A2 SHEET NO.

SCALE : AS SHOWN ISSUE DATE 07-11-2022 REVISED DATE 09.01.2023

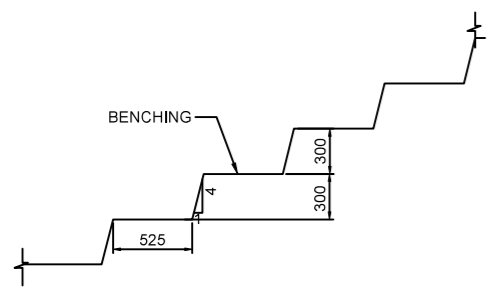
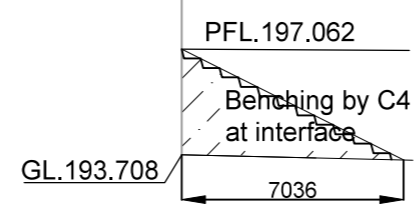
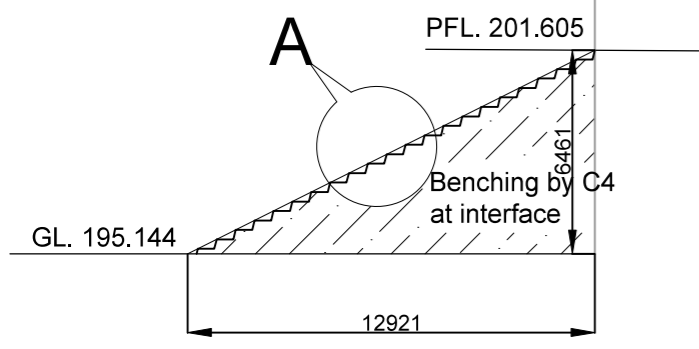
GC/HORC		HRIDC	
NAME / DESIGNATION	SIGN	NAME / DESIGNATION	SIGN
CHAHATEY RAM PD	<i>Chahatey Ram</i>	SHIV OM DWIVEDI CPM/HRIDC	<i>Shiv</i>
SUDHIR AGRAWAL DPD/CIVIL	<i>AS</i>	RAJU SOLANKI DGM/CIVIL/SOUTH	<i>Raju</i>
REETU PATIAL CDE/ CIVIL	<i>Reetu</i>		

NOTES :

1. ALL DIMENSIONS ARE IN MILLIMETERS AND ALL LEVELS ARE IN METER.
2. CHAINAGES SHOWN ARE RECKONED FROM C/L OF PRITHALA STATION BUILDING TAKEN AS 0.00m, WITH RESPECT TO UP MAIN LINE.
3. FOR OTHER DETAILS REFER RDSO SPECIFICATION NO. RDSO/2020/GE:IRS-004 SEPTEMBER 2020 "COMPREHENSIVE GUIDELINES AND SPECIFICATIONS FOR RAILWAY FORMATION".




SECTIONAL ELEVATION



DETAIL -A

PROJECT:
HARYANA ORBITAL RAIL CORRIDOR
 CONNECTING PALWAL TO SONIPAT BYPASSING DELHI AREA BY LINKING ASAOTI-PATLI-SULTANPUR-ASAUDAH BY NEW ELECTRIFIED BG DOUBLE LINE

CLIENT:
 **HARYANA RAIL INFRASTRUCTURE DEVELOPMENT CORPORATION LIMITED.**






CONSULTANT:
 **GENERAL CONSULTANT FOR HARYANA ORBITAL RAIL CORRIDOR**
 RITES Limited in consortium with SMEC International Pty. Ltd.

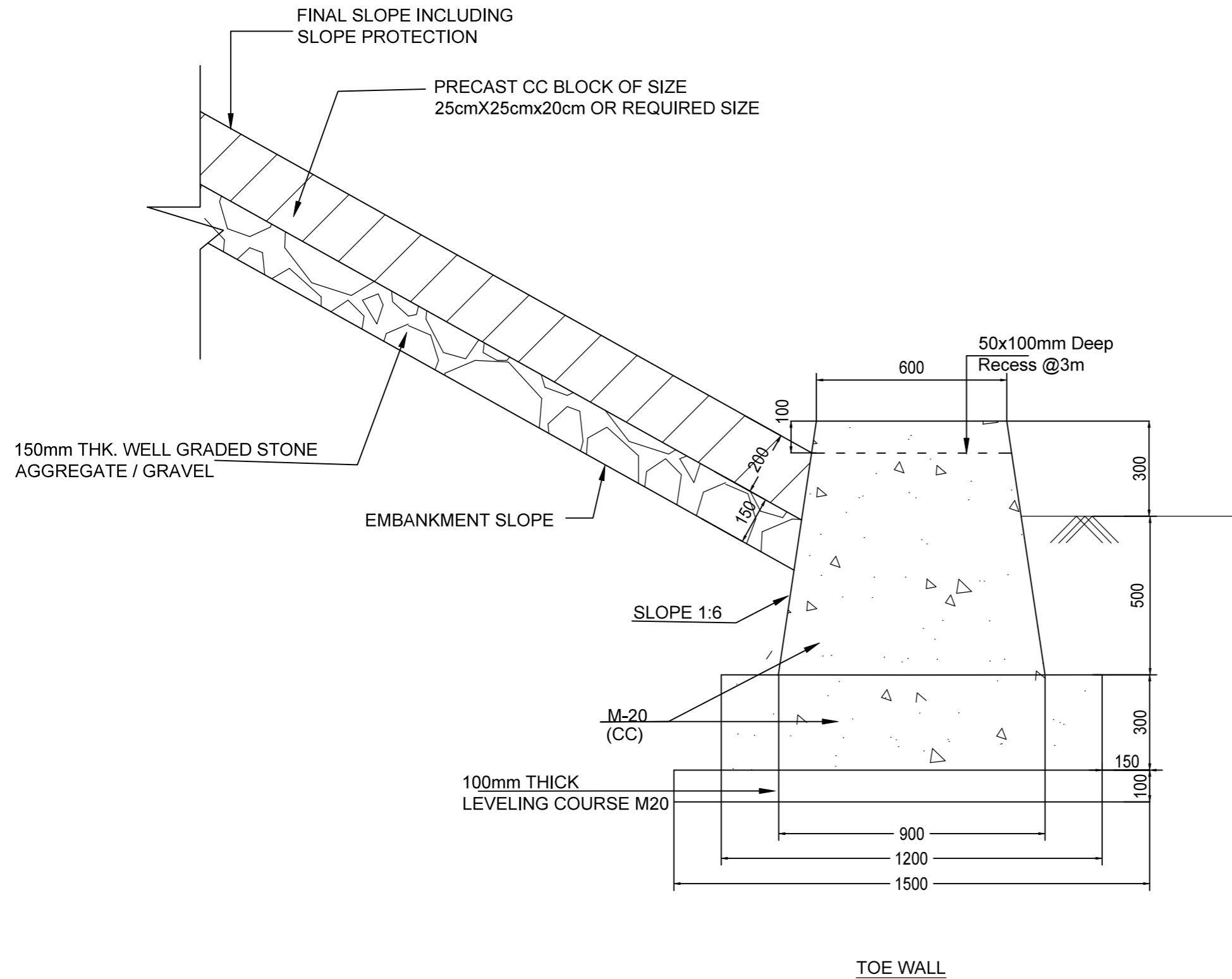


TITLE:-
CONCEPTUAL PLAN
INTERFACING LOCATION BANK BENCHING

SKETCH NO. GC-HRIDC-C4-SK-012_A2 **SHEET NO.** 1 OF 1

SCALE : AS SHOWN **ISSUE DATE** 21.11.2022 **REVISED DATE** 10.01.2023

GC/HORC		HRIDC	
NAME / DESIGNATION	SIGN	NAME / DESIGNATION	SIGN
CHAHATEY RAM PD		SHIV OM DWIVEDI CPM/HRIDC	
SUDHIR AGRAWAL DPD/CIVIL		RAJU SOLANKI DGM/CIVIL/SOUTH	
REETU PATIAL CDE/ CIVIL			




NOTES:-

1. ALL DIMENSIONS ARE IN MILLIMETERS UNLESS OTHERWISE SPECIFIED.
2. NO DIMENSION SHALL BE SCALED FROM DRAWING ONLY WRITTEN DIMENSIONS ARE TO BE FOLLOWED.
3. M-20 GRADE CONCRETE SHALL BE USED FOR TOE WALL.
4. 25MM EXPANSION GAP SHALL BE PROVIDED AT 30m (MAX.) OF LENGTH OF WALL.

PROJECT:
HARYANA ORBITAL RAIL CORRIDOR
 CONNECTING PALWAL TO SONIPAT BYPASSING DELHI AREA BY LINKING ASAOTI-PATLI-SULTANPUR-ASAUDAH BY NEW ELECTRIFIED BG DOUBLE LINE

CLIENT:
 **HARYANA RAIL INFRASTRUCTURE DEVELOPMENT CORPORATION LIMITED.**






CONSULTANT:
 **GENERAL CONSULTANT FOR HARYANA ORBITAL RAIL CORRIDOR**
 RITES Limited in consortium with SMEC International Pty. Ltd.

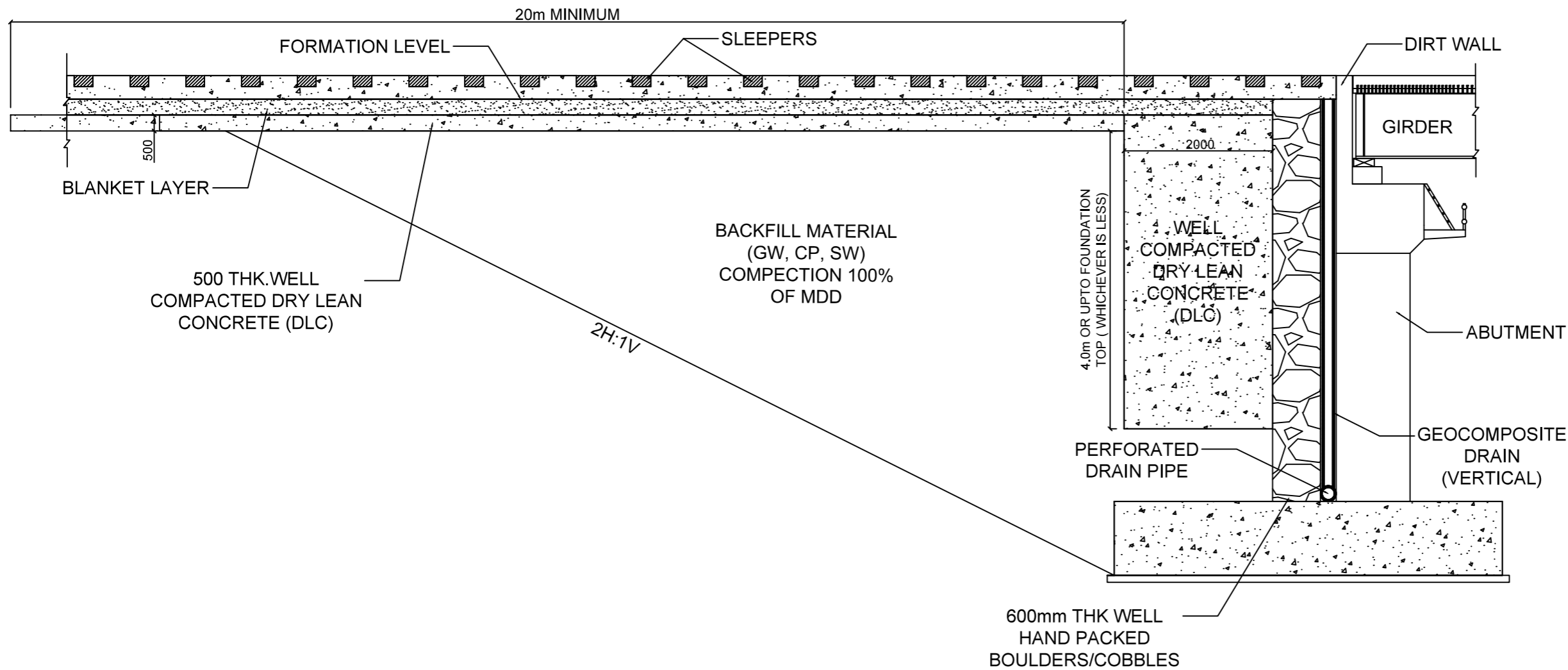


TITLE:-
 CONCEPTUAL PLAN
 CC TOE WALL

DRG. NO. GC-HRIDC-SK-GEN-014_A2 **SHEET NO.** 1 OF 1

SCALE : AS SHOWN **ISSUE DATE** 28.12.2022 **REVISED DATE** 09.01.2023

GC/HORC		HRIDC	
NAME / DESIGNATION	SIGN	NAME / DESIGNATION	SIGN
CHAHATEY RAM PD		R. R. KUMAR GM/ IP&P	
SUDHIR AGRAWAL DPD/CIVIL		RAJU SOLANKI DGM/C-SOUTH	
REETU PATIAL CDE/ CIVIL			




TRANSITION SYSTEM ON APPROACHES OF MAJOR BRIDGES

NOTES:

1. ALL DIMENSIONS ARE IN MILLIMETERS UNLESS OTHERWISE SPECIFIED.
2. NO DIMENSION SHALL BE SCALED FROM DRAWING ONLY WRITTEN DIMENSIONS ARE TO BE FOLLOWED.
3. THIS DRAWING IS PREPARED BASED UPON REFER RDSO REPORT NO. GE-R-50 DATED JULY-2021 FOR DETAILS THIS REPORT SHALL BE FOLLOWED.
4. GEO-COMPOSITE DRAINS TO BE USED BEHIND BRIDGE ABUTMENT SHALL BE AS PER RDSO/2018/GE-IRS-006, MARCH-2019 AND COMPREHENSIVE GUIDELINE AND SPECIFICATIONS FOR RAILWAY FORMATION.
5. PROVISION IN RETURN WALL SHALL BE KEPT TO TAKE OUT THE DISCHARGE FROM PERFORATED DRAIN PIPE.
6. THIS DRAWING SHALL BE USED FOR MAJOR BRIDGE APPROACHES (DEFINITION OF MAJOR BRIDGE SHALL BE AS PER IRBM).

PROJECT:
HARYANA ORBITAL RAIL CORRIDOR
 CONNECTING PALWAL TO SONIPAT BYPASSING DELHI AREA BY LINKING ASAOTI-PATLI-SULTANPUR-ASAUDAH BY NEW ELECTRIFIED BG DOUBLE LINE

CLIENT:
 **HARYANA RAIL INFRASTRUCTURE DEVELOPMENT CORPORATION LIMITED.**






CONSULTANT:
 **GENERAL CONSULTANT FOR HARYANA ORBITAL RAIL CORRIDOR**
 RITES Limited in consortium with SMEC International Pty. Ltd.

 
 THE INFRASTRUCTURE PEOPLE Member of the Surlana Jurong Group

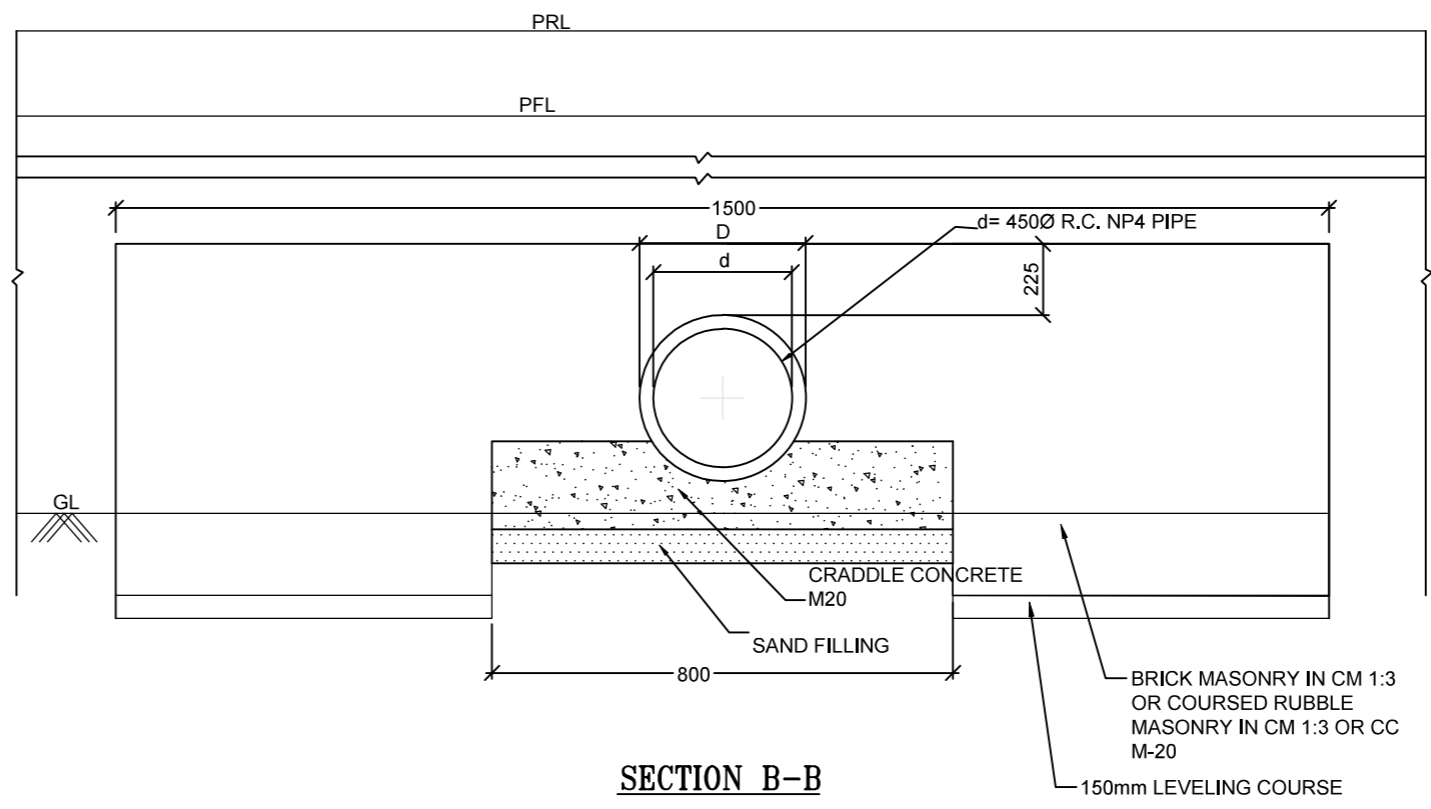
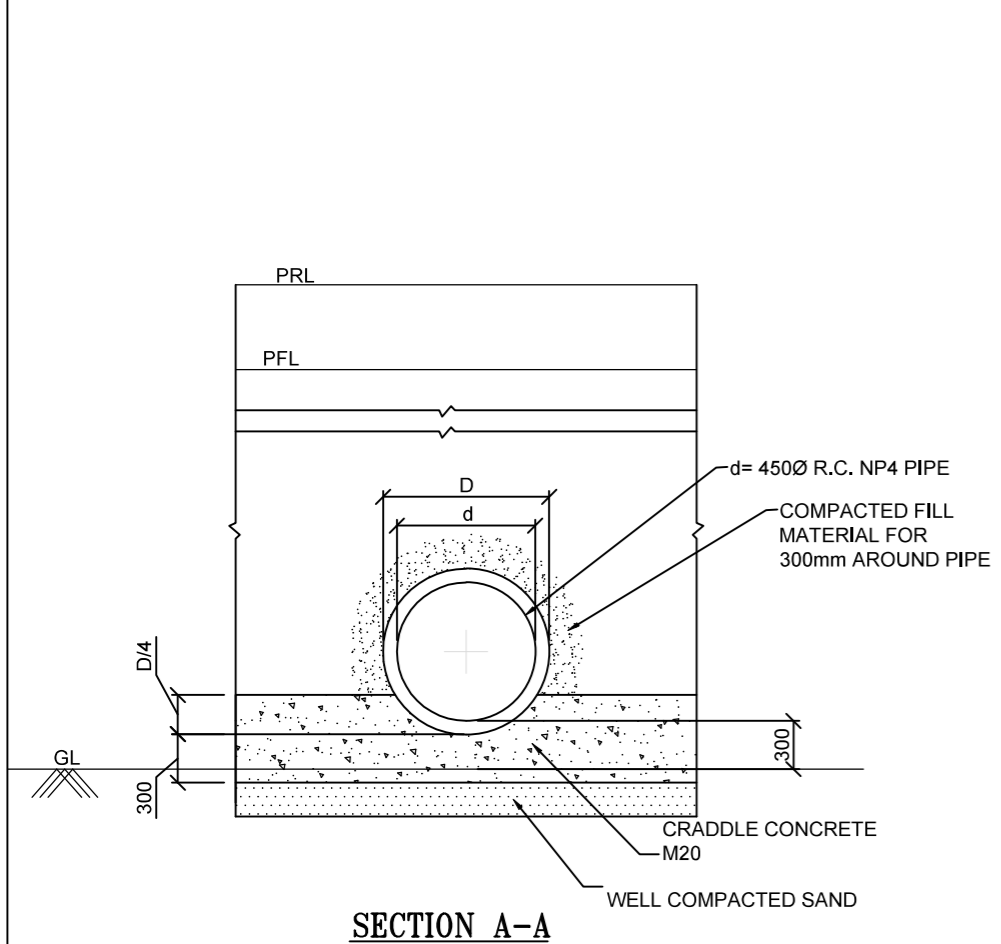
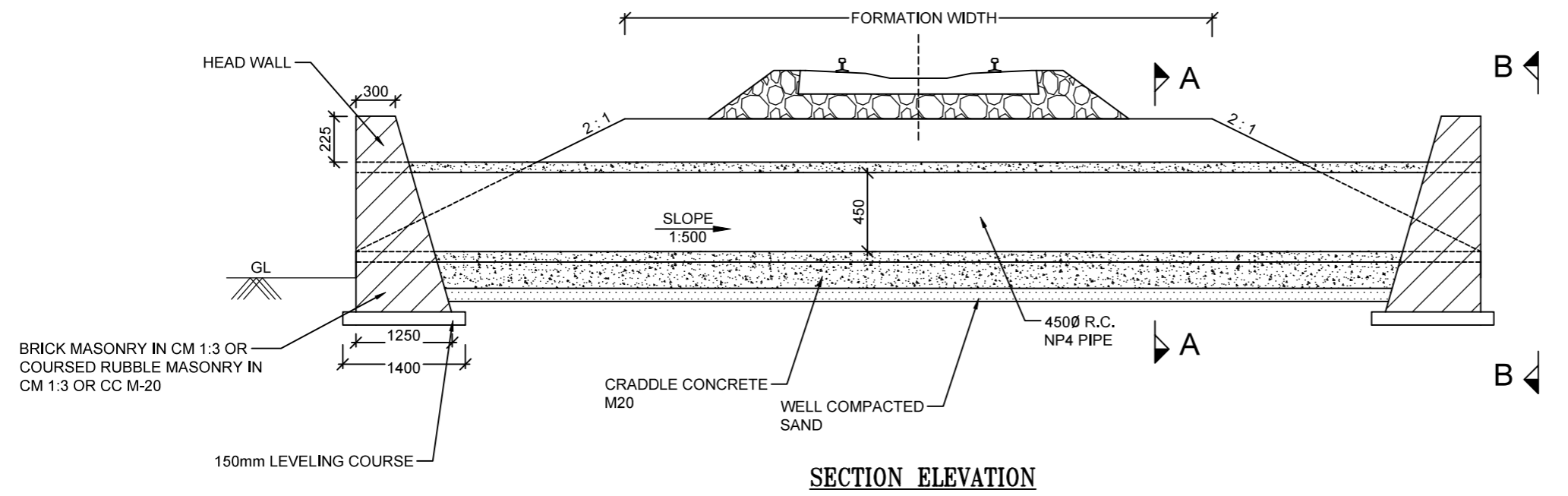
TITLE:-
 CONCEPTUAL PLAN FOR TRANSITION SYSTEM OF MAJOR BRIDGE APPROACHES

DRG. NO. GC-HRIDC-SK-GEN-019_A1 **SHEET NO.** 1 OF 1

SCALE : AS SHOWN **ISSUE DATE** 28.12.2022 **REVISED DATE** 09.01.2023


GC/HORC		HRIDC	
NAME / DESIGNATION	SIGN	NAME / DESIGNATION	SIGN
CHAHATEY RAM PD		R. R. KUMAR GM/ IP&P	
SUDHIR AGRAWAL DPD/CIVIL		RAJU SOLANKI DGM/C-SOUTH	
REETU PATIAL CDE/ CIVIL			

- NOTES:
1. ALL DIMENSIONS ARE IN MILLIMETERS UNLESS OTHERWISE SPECIFIED.
 2. NO DIMENSION SHALL BE SCALED FROM DRAWING ONLY WRITTEN DIMENSIONS ARE TO BE FOLLOWED.
 3. LOOSE/UNSUITABLE SOIL BELOW CULVERTS SHALL BE REPLACED WITH SUITABLE GRANULAR MATERIAL.
 4. LONGITUDINAL SLOPE OF PIPE SHALL BE MINIMUM 1 IN 500.
 5. BEDDING CONDITION BELOW NP-04 PIPE SHALL BE AS PER IS:783.



PROJECT:
HARYANA ORBITAL RAIL CORRIDOR
 CONNECTING PALWAL TO SONIPAT BYPASSING DELHI AREA BY LINKING ASAOTI-PATLI-SULTANPUR-ASAUDAH BY NEW ELECTRIFIED BG DOUBLE LINE

CLIENT:
 **HARYANA RAIL INFRASTRUCTURE DEVELOPMENT CORPORATION LIMITED.**

CONSULTANT:
 **GENERAL CONSULTANT FOR HARYANA ORBITAL RAIL CORRIDOR**
 RITES Limited in consortium with SMEC International Pty. Ltd.



TITLE:- CONCEPTUAL SKETCH FOR NP4 PIPE OF 450mm DIA

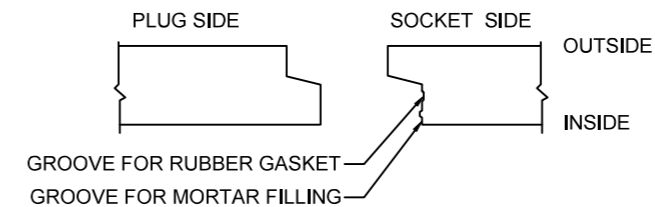
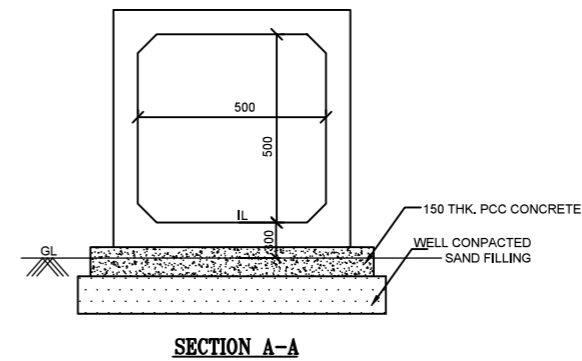
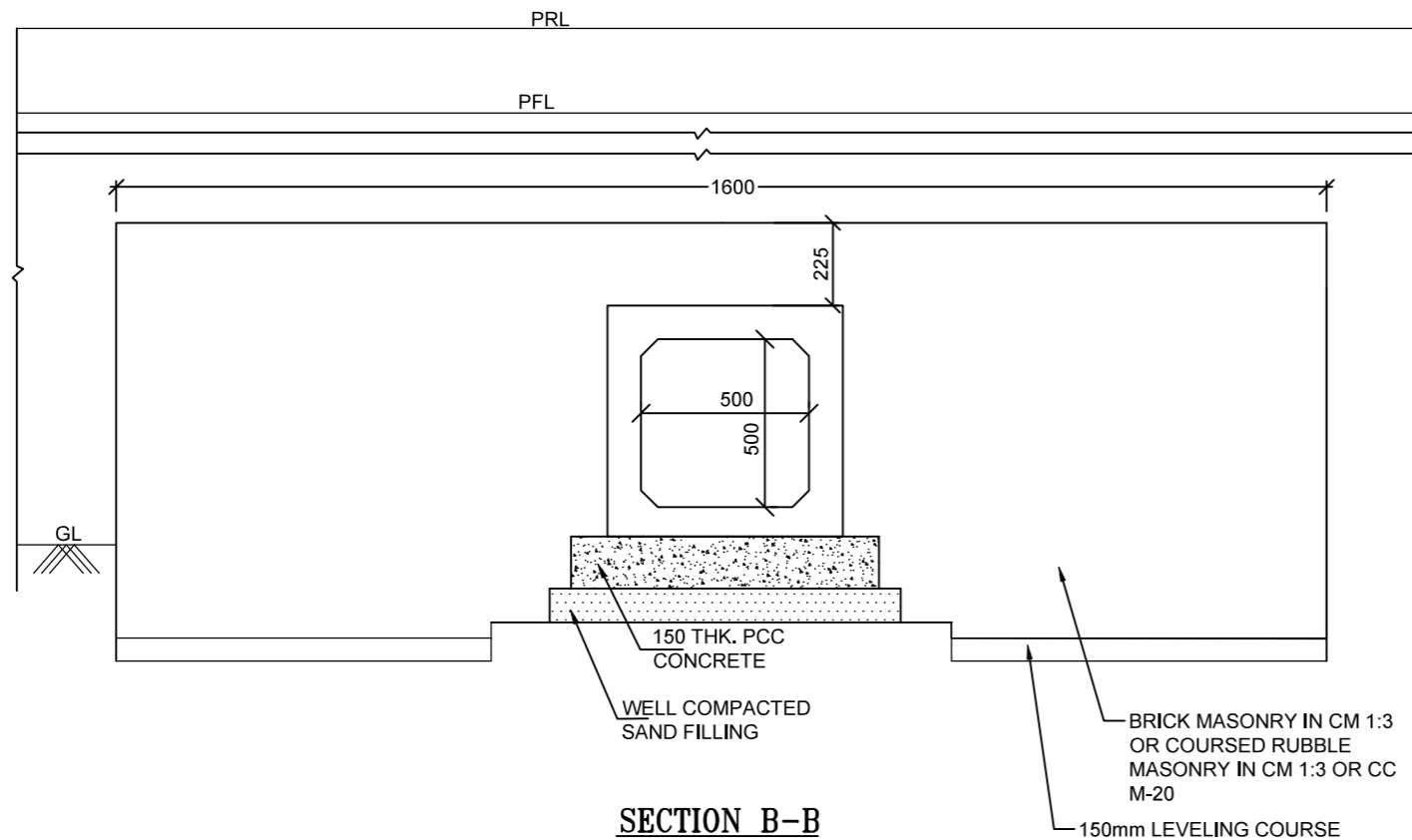
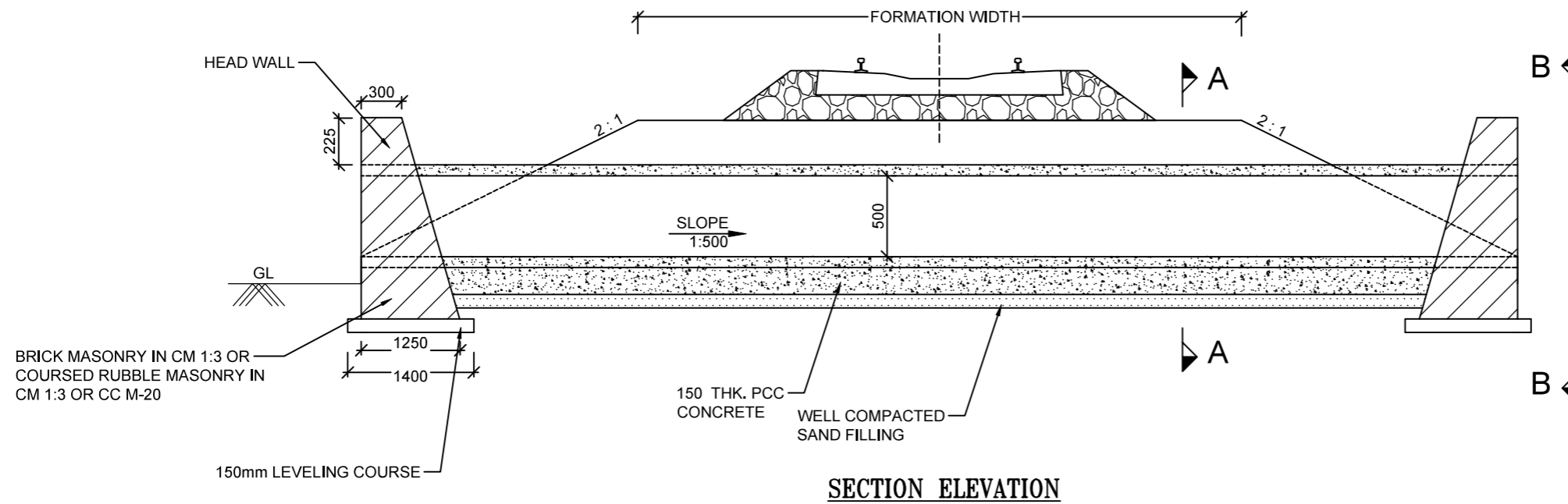
GC/HORC		HRIDC	
NAME / DESIGNATION	SIGN	NAME / DESIGNATION	SIGN
CHAHATEY RAM PD	<i>Chahatey Ram</i>	R. R. KUMAR GM/ IP&P	<i>RRK</i>
SUDHIR AGRAWAL DPD/CIVIL	<i>AS</i>	RAJU SOLANKI DGM/C-SOUTH	<i>RS</i>
REETU PATIAL CDE/ CIVIL	<i>RP</i>		

DRG. NO. GC-HRIDC-SK-GEN-028_A1 **SHEET NO.** 1 OF 1

SCALE : AS SHOWN **ISSUE DATE** 28.12.2022 **REVISED DATE** 10.01.2023

NOTES:

1. ALL DIMENSIONS ARE IN MILLIMETERS UNLESS OTHERWISE SPECIFIED.
2. NO DIMENSION SHALL BE SCALED FROM DRAWING ONLY WRITTEN DIMENSIONS ARE TO BE FOLLOWED.
3. LOOSE/UNSUITABLE SOIL BELOW CULVERTS SHALL BE REPLACED WITH SUITABLE GRANULAR MATERIAL.
4. STRUCTURE IS TO BE DESIGNED FOR 32.5T LOADING AND AVAILABLE FILL AS APPLICABLE.
5. PRECAST BOX SEGMENTS SHALL BE OF MINIMUM 2m LENGTH, JOINED TOGETHER WITH PLUG & SOCKET JOINTS OVER THE BARREL LENGTH.
6. INVERT LEVEL (IL) OF BOX SHALL BE 300mm ABOVE THE GROUND LEVEL.
7. 150mm THICK PCC SHALL BE DONE OVER THE WELL COMPACTED SAND FILLING OR WELL COMPACTED GROUND.




- PLUG & SOCKET JOINTS
- SEALING MATERIAL - RUBBER GASKET

GC/HORC		HRIDC	
NAME / DESIGNATION	SIGN	NAME / DESIGNATION	SIGN
CHAHATEY RAM PD	<i>Chahatey Ram</i>	R. R. KUMAR GM/ IP&P	<i>R.R. Kumar</i>
SUDHIR AGRAWAL DPD/CIVIL	<i>Sudhir</i>	RAJU SOLANKI DGM/C-SOUTH	<i>Raju Solanki</i>
REETU PATIAL CDE/ CIVIL	<i>Reetu</i>		

PROJECT:
HARYANA ORBITAL RAIL CORRIDOR
 CONNECTING PALWAL TO SONIPAT BYPASSING DELHI
 AREA BY LINKING ASAOTI-PATLI-SULTANPUR-ASAUDAH BY
 NEW ELECTRIFIED BG DOUBLE LINE

CLIENT:

**HARYANA RAIL INFRASTRUCTURE
 DEVELOPMENT CORPORATION LIMITED.**

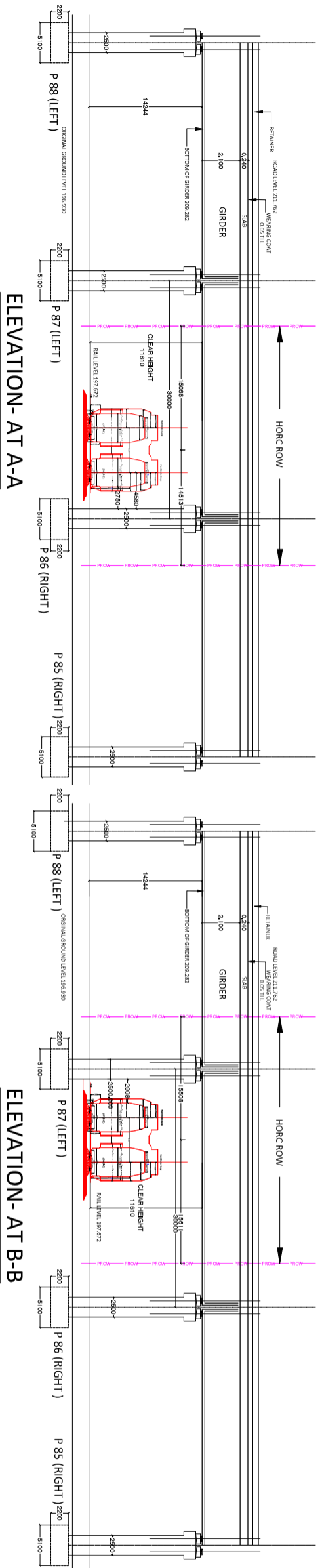
CONSULTANT:

**GENERAL CONSULTANT FOR
 HARYANA ORBITAL RAIL CORRIDOR**
 RITES Limited in consortium with SMEC International Pty. Ltd.



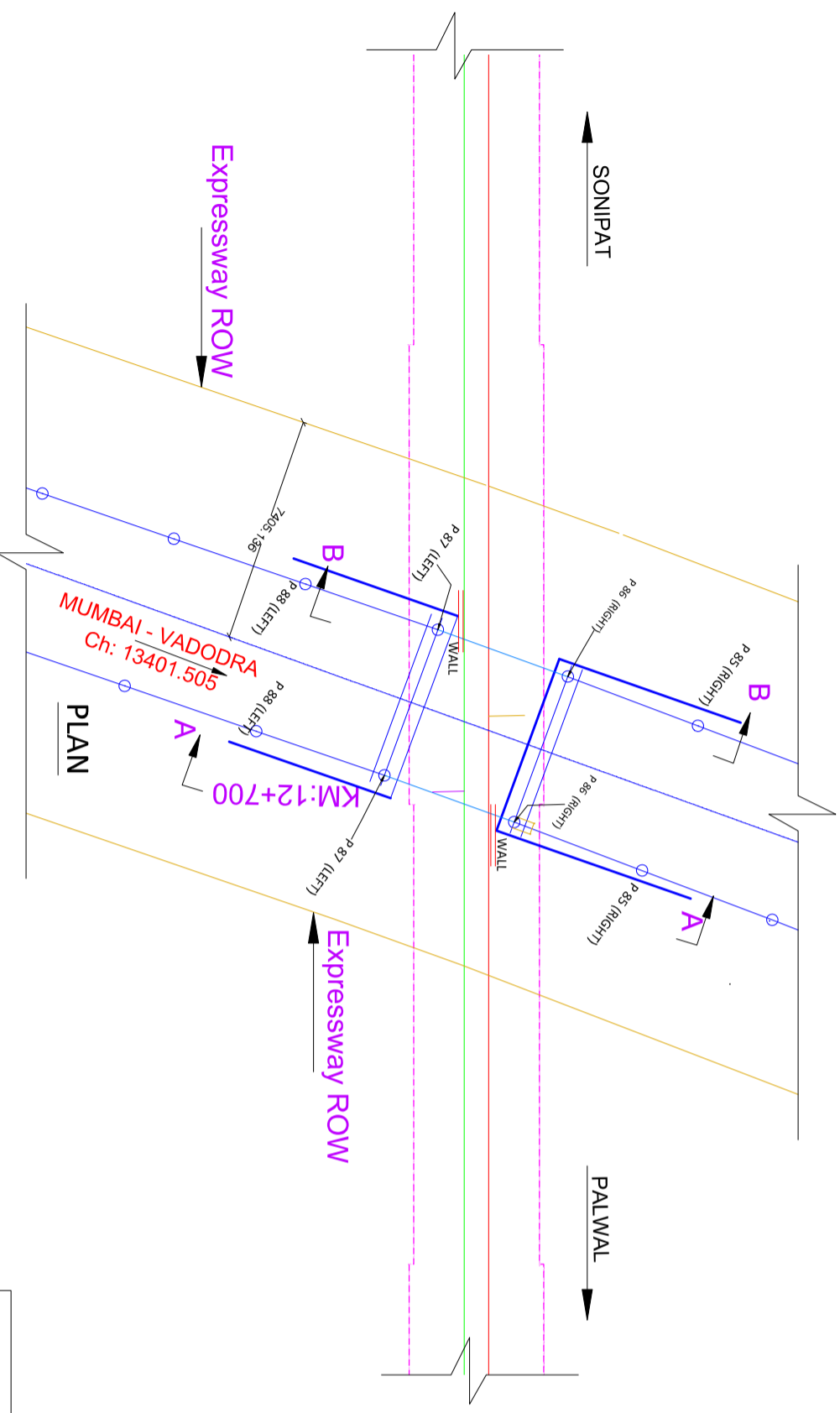
TITLE:-
 CONCEPTUAL SKETCH FOR
 BOX CULVERT 500 X 500 MM SIZE

DRG. NO. GC-HRIDC-SK-GEN-029_A1 **SHEET NO.** 1 OF 1

SCALE : AS SHOWN **ISSUE DATE** 28.12.2022 **REVISED DATE** 10.01.2023



- NOTES:
1. DIMENSIONS ARE IN MILLIMETERS EXCEPT LEVELS WHICH ARE IN METERS.
 2. FOR HORC RAIL LINES FORMATION ELEVATIONS SHOULD BE REFERRED TO THE SECTION.
 3. ENGINEER IN CHARGE/SITE ENGINEER SHOULD VERIFY THE RAIL LEVEL, FORMATION LEVEL, BED LEVEL & TRACK CENTER AT SITE BEFORE COMMENCEMENT OF WORK.
 4. ENGINEER IN CHARGE/SITE ENGINEER SHALL ENSURE THE SAFETY OF TRACK/Road AT ALL THE TIME AND SHALL TAKE NECESSARY PRECAUTION TO PREVENT DAMAGE TO THE EXISTING STRUCTURE UNDER THE PROPOSED TRACK SHALL BE ON PLANNED AND DESIGNED TO AVOID LOAD TRANSFER TO ANY OF THE STRUCTURE OF ELATED ROAD AND ADEQUATE PRECAUTION SHALL BE TAKEN TO AVOID ANY KIND OF DAMAGE TO THE EXISTING STRUCTURE.
 5. CONTRACTOR SHALL RESTORE THE BRAN AFFECTED DUE TO LAYING OF RAIL CROSSING BY PROVIDING PROTECTIVE 'A' BRANDS' CROSS BRIDGE STRUCTURE TO THE SATISFACTION OF MHA.



CHAINAGE HORC	13401.505
TOP OF ROAD	211.762
BOTTOM OF EXISTING GIRDER	209.282
HORC RAIL LEVEL	197.672
AVAILABLE VERTICAL CLEARANCE	11.61
BOTTOM OF GIRDER TO RAIL LEVEL	11.610
REQUIRED VERTICAL CLEARANCE	8.50

GC/HORC	HRIDC		
NAME / DESIGNATION	SIGN	NAME / DESIGNATION	SIGN
CHAKATEY RAM PD	<i>[Signature]</i>	R. R. KUMAR GM/ P&E	<i>[Signature]</i>
SUDHIR AGRAWAL DPD/CIVIL	<i>[Signature]</i>	RAJU SOLANKI DM/C-SOUTH	<i>[Signature]</i>
REITU BATHAL CDE/ CIVIL	<i>[Signature]</i>		

PROJECT:
HARYANA ORBITAL RAIL CORRIDOR
CONNECTING PALWAL TO SONIPAT BYPASSING DELHI AREA BY LINKING ASKOTI-PATLI-SULTANPUR-ASAUDAH BY NEW ELECTRIFIED BG DOUBLE LINE

CLIENT:
HARYANA RAIL INFRASTRUCTURE DEVELOPMENT CORPORATION LIMITED.

CONSULTANT:
GENERAL CONSULTANT FOR HARYANA ORBITAL RAIL CORRIDOR
RITES Limited in consortium with SMEC International Pty. Ltd.


TITLE:-
CONCEPTUAL GENERAL ARRANGEMENT DRAWING
CROSSING OF HORC RAIL LINE BELOW VADODARA EXPRESSWAY

DRG. NO.
GC-HRIDC-SK-GEN-030_00

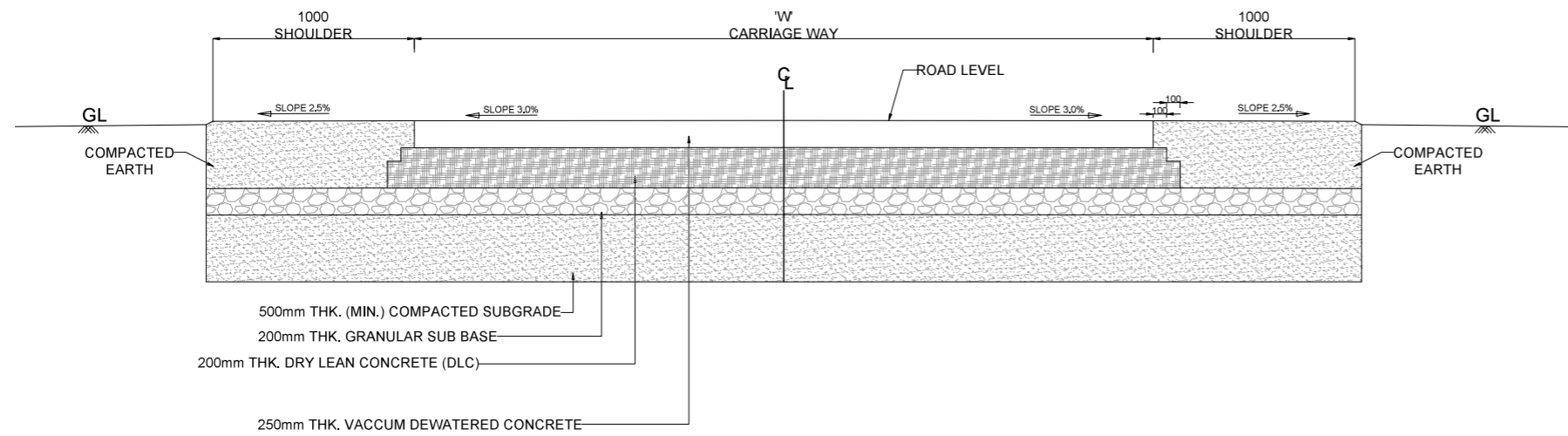
SHEET NO.
1 OF 1

SCALE :
AS SHOWN

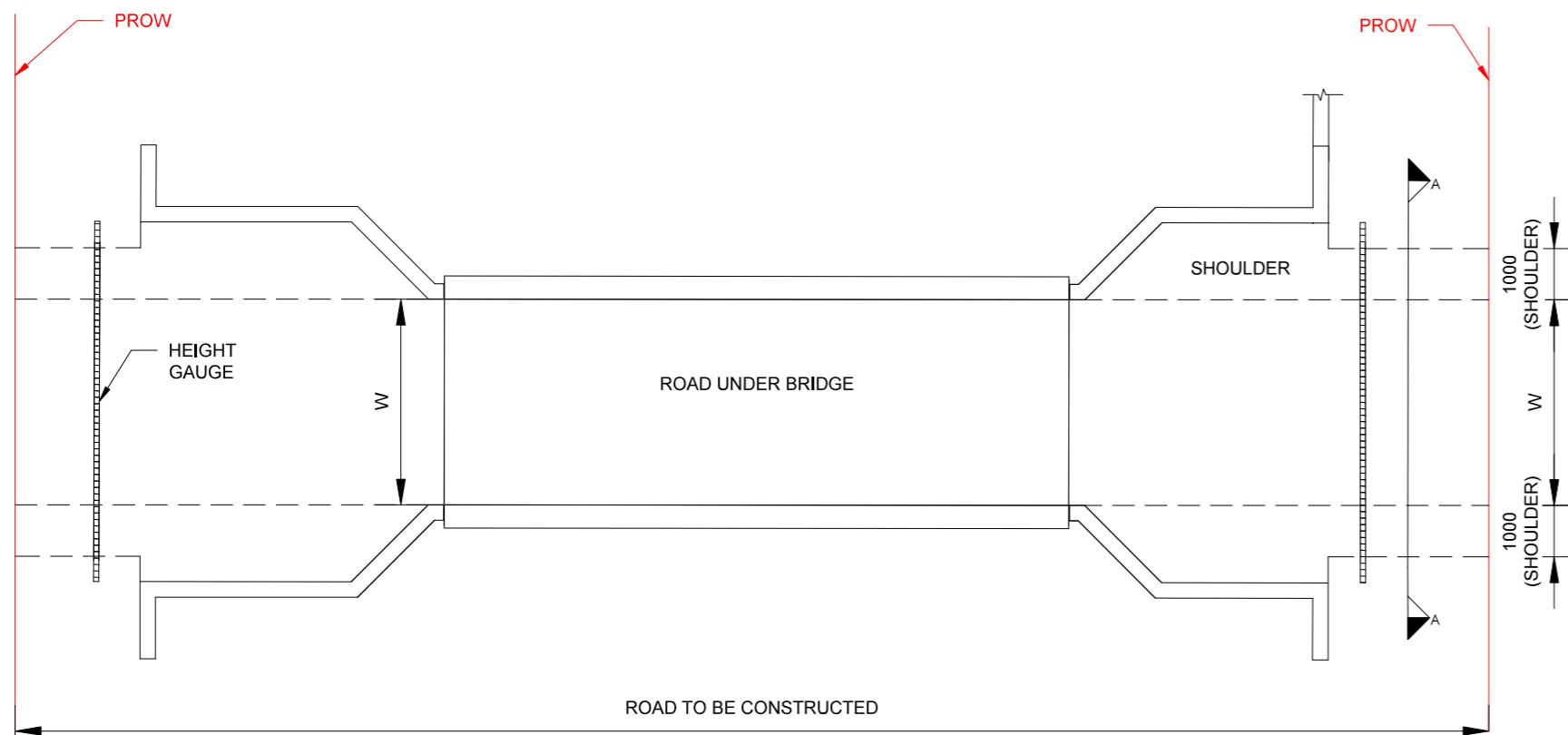
ISSUE DATE
28.12.2022



- NOTES:
1. ALL DIMENSION ARE IN MILLIMETERS EXPECT LEVELS WHICH ARE IN METERS. NO DIMENSION SHALL BE SCALED FROM DRAWING ONLY WRITTEN DIMENSION ARE TO BE FOLLOWED.
 2. ROAD SHALL BE CONSTRUCTED AS PER MORTH STANDARDS.
 3. ROAD SHALL BE CONSTRUCTED UPTO ROW OF RUB




TYPICAL CROSS-SECTION OF ROAD



PROJECT:
HARYANA ORBITAL RAIL CORRIDOR
 CONNECTING PALWAL TO SONIPAT BYPASSING DELHI AREA BY LINKING ASAOTI-PATLI-SULTANPUR-ASAUDAH BY NEW ELECTRIFIED BG DOUBLE LINE

CLIENT:
 **HARYANA RAIL INFRASTRUCTURE DEVELOPMENT CORPORATION LIMITED.**

CONSULTANT:
 **GENERAL CONSULTANT FOR HARYANA ORBITAL RAIL CORRIDOR**
 RITES Limited in consortium with SMEC International Pty. Ltd.

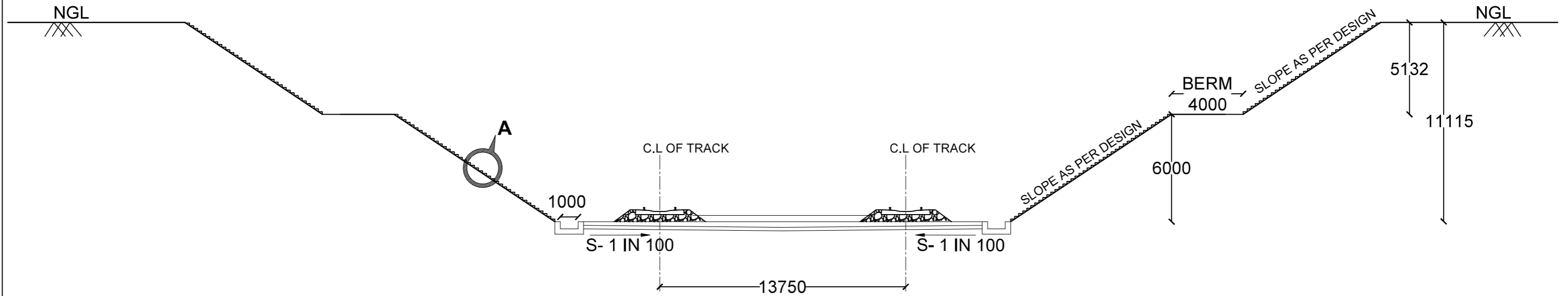


TITLE:- **TYPICAL SKETCH FOR APPROACH ROAD OF RUBs**

GC/HORC		HRIDC	
NAME / DESIGNATION	SIGN	NAME / DESIGNATION	SIGN
CHAHATEY RAM PD	<i>Chahatey Ram</i>	R. R. KUMAR GM/ IP&P	<i>R.R. Kumar</i>
SUDHIR AGRAWAL DPD/CIVIL	<i>Sudhir</i>	RAJU SOLANKI DGM/C-SOUTH	<i>Raju Solanki</i>
REETU PATIAL CDE/ CIVIL	<i>Reetu</i>		

DRG. NO. GC-HRIDC-SK-GEN-031_A0 SHEET NO. 1 OF 1

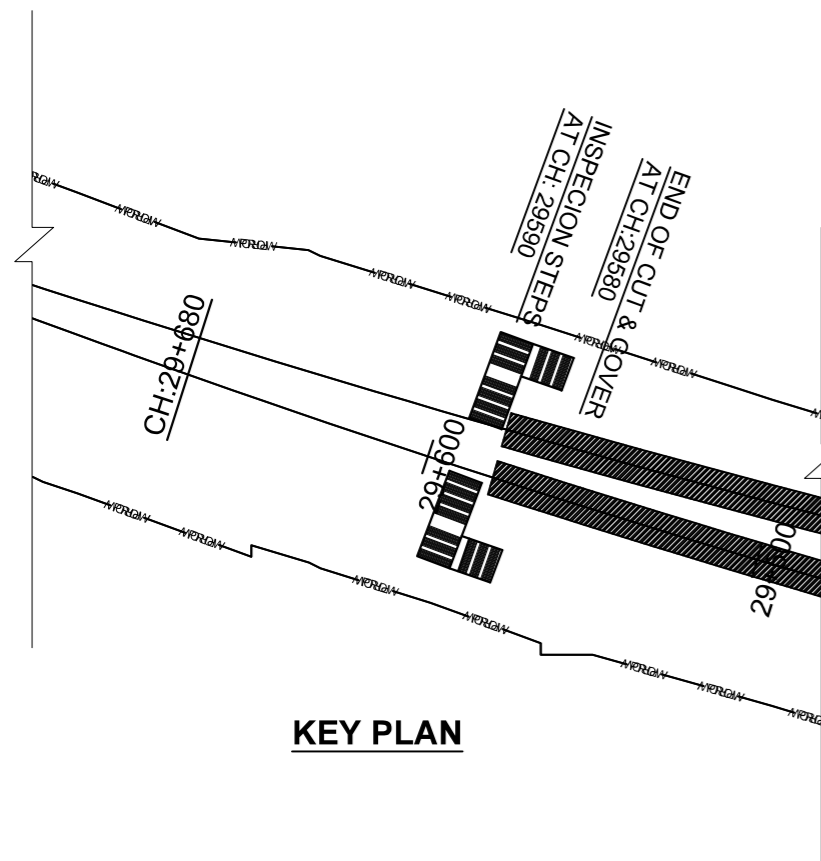
SCALE : AS SHOWN ISSUE DATE 11.01.2023 REVISED DATE



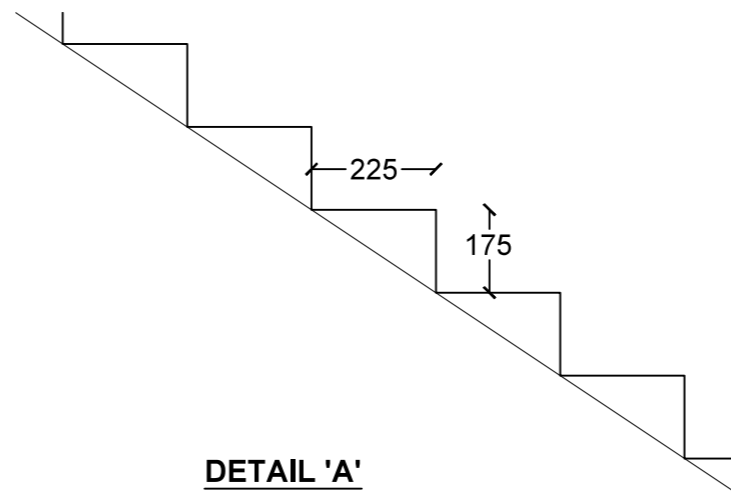
**CROSS SECTION NEAR
END OF CUT & COVER CH: 29590**

NOTES:

1. ALL DIMENSIONS ARE IN MILLIMETERS UNLESS OTHERWISE SPECIFIED.
2. NO DIMENSION SHALL BE SCALED FROM DRAWING ONLY WRITTEN DIMENSIONS ARE TO BE FOLLOWED.
3. CHAINAGES SHOWN ARE RECKONED FROM C/L OF PRITHALA STATION BUILDING TAKEN AS 0.00m, WITH RESPECT TO UP MAIN LINE.



KEY PLAN



DETAIL 'A'

PROJECT:
HARYANA ORBITAL RAIL CORRIDOR
CONNECTING PALWAL TO SONIPAT BYPASSING DELHI
AREA BY LINKING ASAOOTI-PATLI-SULTANPUR-ASAUDAH BY
NEW ELECTRIFIED BG DOUBLE LINE

CLIENT:
HARYANA RAIL INFRASTRUCTURE
DEVELOPMENT CORPORATION LIMITED.

CONSULTANT:
GENERAL CONSULTANT FOR
HARYANA ORBITAL RAIL CORRIDOR
RITES Limited in consortium with SMEC International Pty. Ltd.



TITLE: Conceptual sketch for details of
inspection steps from
cutting in formation to ground

SKETCH NO. GC-HRIDC-C4-SK-TUNNEL-002_A0 **SHEET NO.**

SCALE : AS SHOWN **ISSUE DATE** 09.01.2023 **REVISED DATE**

GC/HORC		HRIDC	
NAME / DESIGNATION	SIGN	NAME / DESIGNATION	SIGN
CHAHATEY RAM PD	<i>Chahatey Ram</i>	SHIV OM DWIVEDI CPM/HRIDC	<i>Shiv</i>
SUDHIR AGRAWAL DPD/CIVIL	<i>AS</i>	RAJU SOLANKI DGM/CIVIL/SOUTH	<i>Raju</i>
REETU PATIAL CDE/ CIVIL	<i>Reetu</i>		


General Electrical Services Drawings

- NOTES:
1. SUBSTATION TO BE PROVIDED WITH VENTILATION SYSTEM TO CATER LOAD OF EQUIPMENTS.
 2. BAFFLE WALL HEIGHT SHALL COVER TOP OF THE TRANSFORMER LEVEL.
 3. THE CABLE LAYING ARRANGEMENT INSIDE THE TRENCHES SHALL BE LAID AS PER SITE CONDITION.
 4. THE BENDING RADIUS OF HT/LT CABLES SHALL CONFIRM TO IS-STANDARDS.

THIS DRAWING SHALL BE READ IN CONJUNCTION WITH TENDER SPECIFICATION

PROJECT:
HARYANA ORBITAL RAIL CORRIDOR
 CONNECTING PALWAL TO SONIPAT BYPASSING DELHI AREA BY LINKING ASAOTI-PATLI-SULTANPUR-ASAUDAH BY NEW ELECTRIFIED BG DOUBLE LINE

CLIENT:
 **HARYANA RAIL INFRASTRUCTURE DEVELOPMENT CORPORATION LIMITED.**

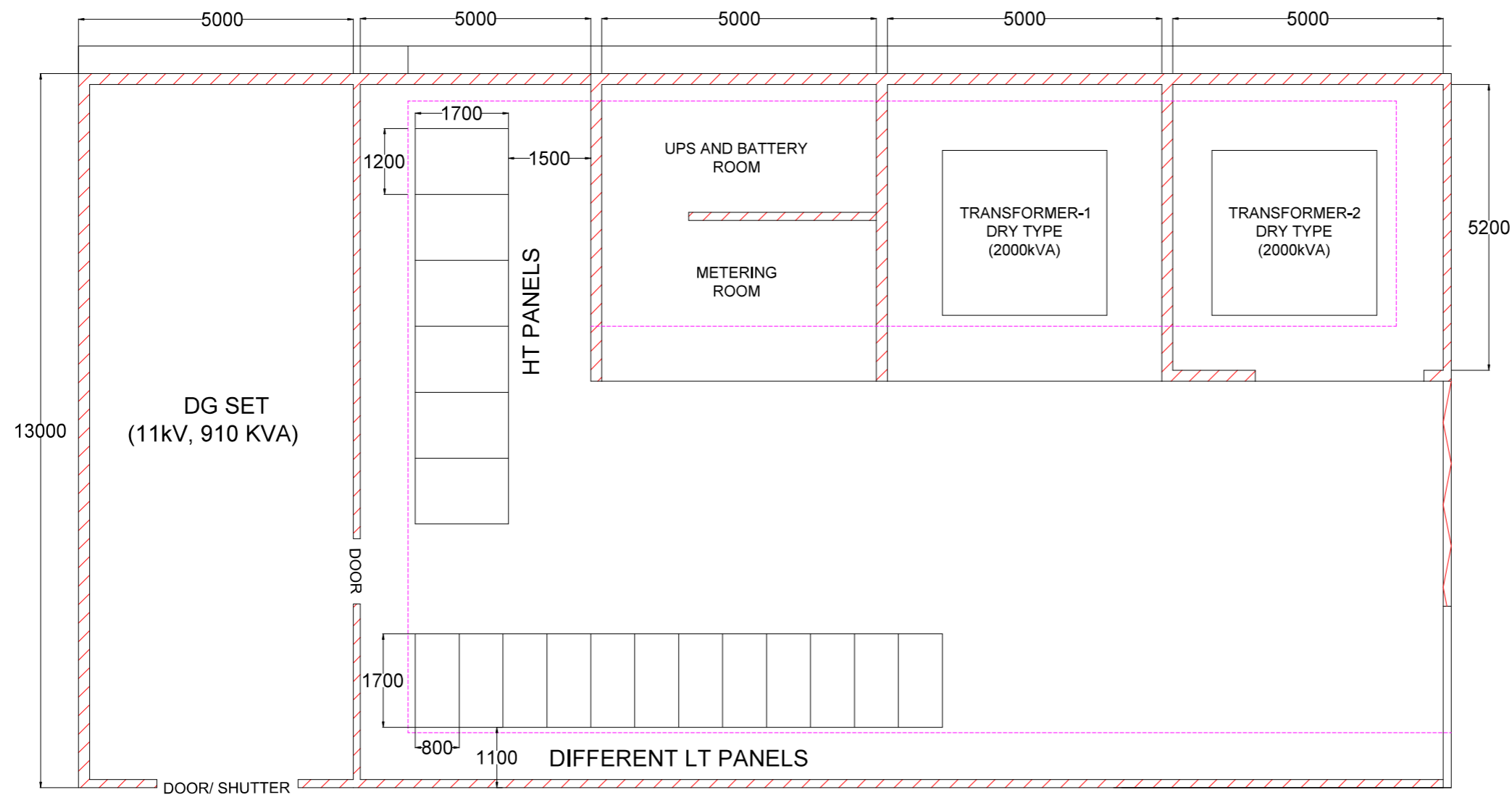
CONSULTANT:
 **GENERAL CONSULTANT FOR HARYANA ORBITAL RAIL CORRIDOR**
 RITES Limited in consortium with SMEC International Pty. Ltd.






TITLE:- **INDICATIVE LAYOUT PLAN OF SUB-STATION 11/0.433kV NEAR UTILITY SHAFT**

DRG. NO. **GC-HRIDC-C4-DRW-TTL-ELE-001_A2** SHEET NO. **1 OF 1**

SCALE : **AS SHOWN** ISSUE DATE **07.11.2022** REVISED DATE **09.01.2023**



INDICATIVE LAYOUT PLAN OF SUB-STATION (SS1) NEAR CONSTRUCTION CUM UTILITY SHAFT OF TUNNEL 11/0.433kV(25M X 13M) FOR REFERENCE PURPOSE ONLY


GC/HORC		HRIDC	
NAME / DEGINATION	SIGN	NAME / DEGINATION	SIGN
CHAHATEY RAM PD		SHIV OM DWIVEDI CPM/HRIDC	
A.S. JANGHU CRE/Elect.		MENDLEEF KATYAR AM/Elect.	
STEPHEN SAHOO ARE/Elect.			

- NOTES:
1. SUBSTATION TO BE PROVIDED WITH VENTILATION SYSTEM TO CATER LOAD OF EQUIPMENTS.
 2. BAFFLE WALL HEIGHT SHALL COVER TOP OF THE TRANSFORMER LEVEL.
 3. THE CABLE LAYING ARRANGEMENT INSIDE THE TRENCHES SHALL BE LAID AS PER SITE CONDITION.
 4. THE BENDING RADIUS OF HT/LT CABLES SHALL CONFIRM TO IS-STANDARDS.

THIS DRAWING SHALL BE READ IN CONJUNCTION WITH TENDER SPECIFICATION

PROJECT:
HARYANA ORBITAL RAIL CORRIDOR
 CONNECTING PALWAL TO SONIPAT BYPASSING DELHI AREA BY LINKING ASAOTI-PATLI-SULTANPUR-ASAUDAH BY NEW ELECTRIFIED BG DOUBLE LINE

CLIENT:
 **HARYANA RAIL INFRASTRUCTURE DEVELOPMENT CORPORATION LIMITED.**

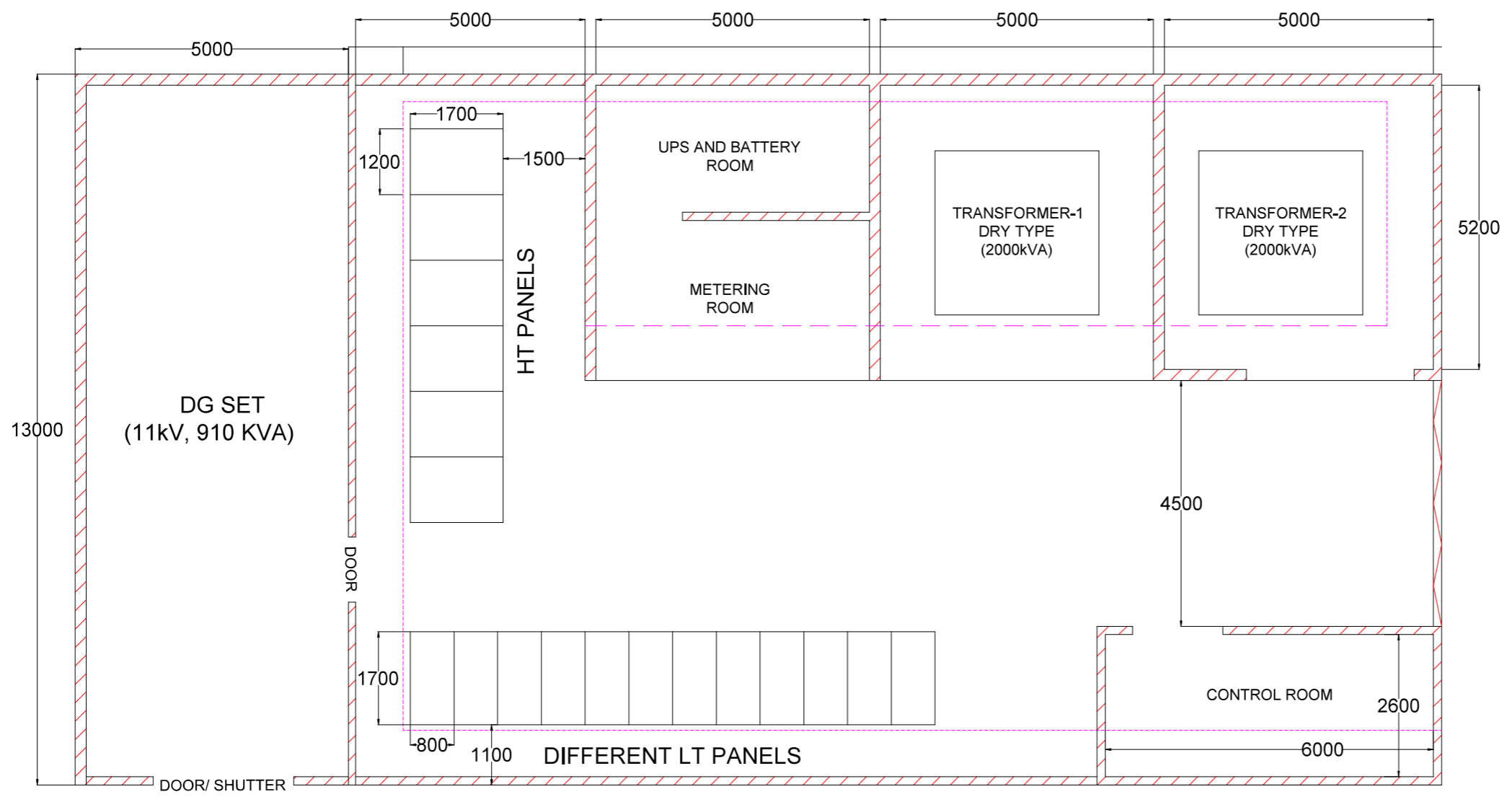
CONSULTANT:
 **GENERAL CONSULTANT FOR HARYANA ORBITAL RAIL CORRIDOR**
 RITES Limited in consortium with SMEC International Pty. Ltd.



TITLE:- INDICATIVE LAYOUT PLAN OF SUB-STATION 11/0.433KV

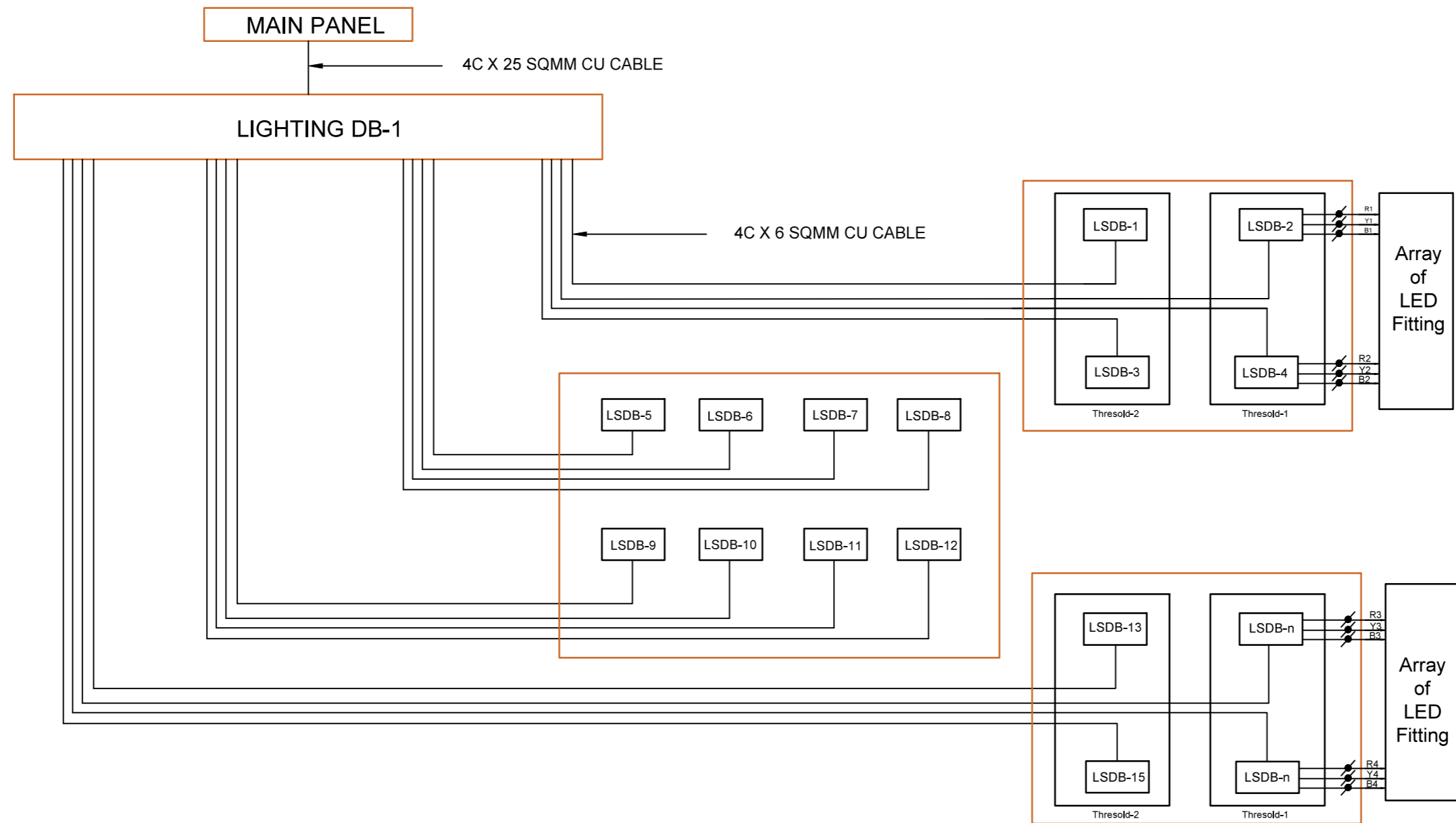
DRG. NO. GC-HRIDC-C4-DRW-TTL-ELE-002_A2 SHEET NO. 1 OF 1

SCALE : AS SHOWN ISSUE DATE 07.11.2022 REVISED DATE 09.01.2023



INDICATIVE LAYOUT PLAN OF SUB-STATION (SS2) NEAR SONIPAT END PORTAL OF TUNNEL 11/0.443kV (25M X 13M) FOR REFERENCE PURPOSE ONLY


GC/HORC		HRIDC	
NAME / DEGINATION	SIGN	NAME / DEGINATION	SIGN
CHAHATEY RAM PD	<i>Chahatey Ram</i>	SHIV OM DWIVEDI CPM/HRIDC	
A.S. JANGHU CRE/Elect.	<i>A.S. Janghu</i>	MENDLEEF KATYAR AM/Elect.	
STEPHEN SAHOO ARE/Elect.	<i>Stephen Sahoo</i>		



**POWER SUPPLY FOR LIGHTING
ARRANGEMENT AT TUNNEL-1 & TUNNEL-2**



PROJECT:
HARYANA ORBITAL RAIL CORRIDOR
CONNECTING PALWAL TO SONIPAT BYPASSING DELHI
AREA BY LINKING ASAOTI-PATLI-SULTANPUR-ASAUDAH BY
NEW ELECTRIFIED BG DOUBLE LINE

CLIENT:
 **HARYANA RAIL INFRASTRUCTURE
DEVELOPMENT CORPORATION LIMITED.**

CONSULTANT:
 **GENERAL CONSULTANT FOR
HARYANA ORBITAL RAIL CORRIDOR**
RITES Limited in consortium with SMEC International Pty. Ltd.

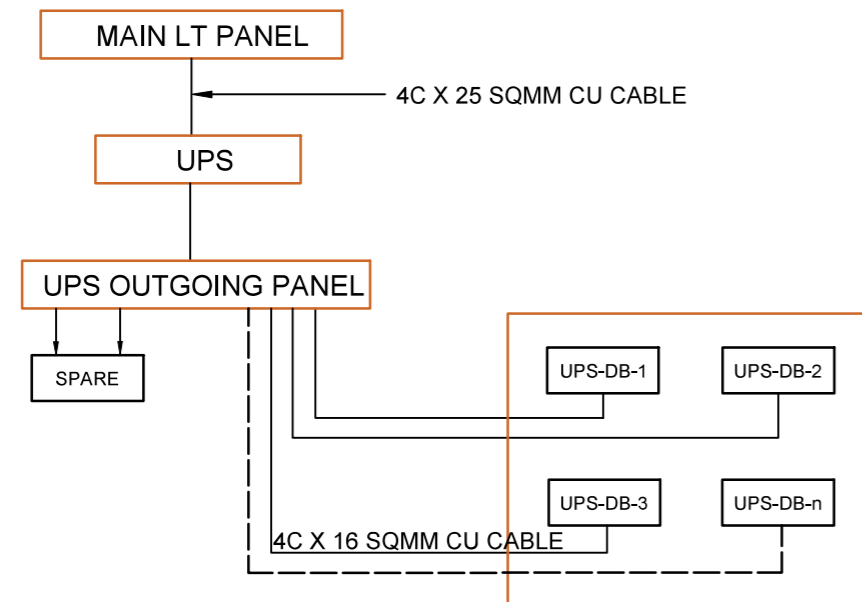


TITLE:- **POWER SUPPLY FOR LIGHTING
ARRANGEMENT (INDICATIVE)**

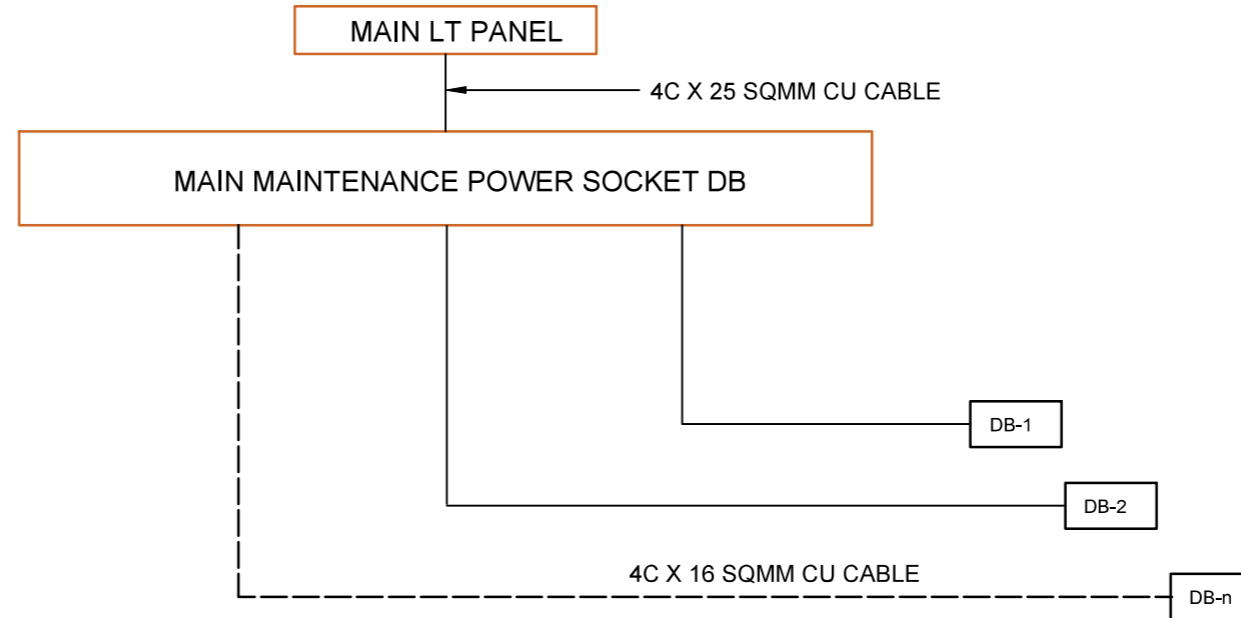
GC/HORC		HRIDC	
NAME / DESIGNATION	SIGN	NAME / DESIGNATION	SIGN
CHAHATEY RAM PD		SHIV OM DWIVEDI CPM/HRDC	
A.S. JANGHU CRE/Elect.		MENDLEEF KATIYAR AM/Elect.	
STIPHEN SAHOO ARE/Elect.			

DRG. NO. GC-HRIDC-C4-DRW-TTL-ELE-003_A2 SHEET NO. 1 OF 1

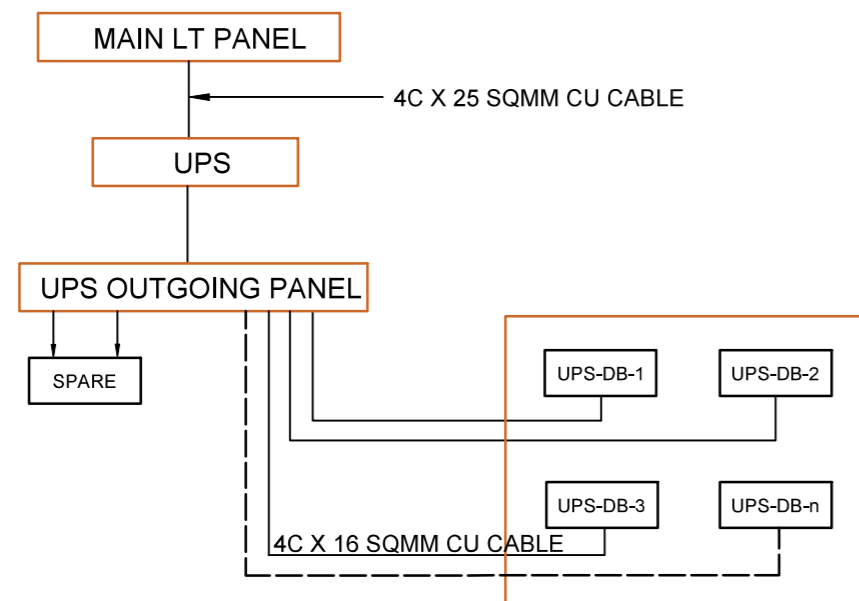
SCALE : AS SHOWN ISSUE DATE 07.11.2022 REVISED DATE 09.01.2023



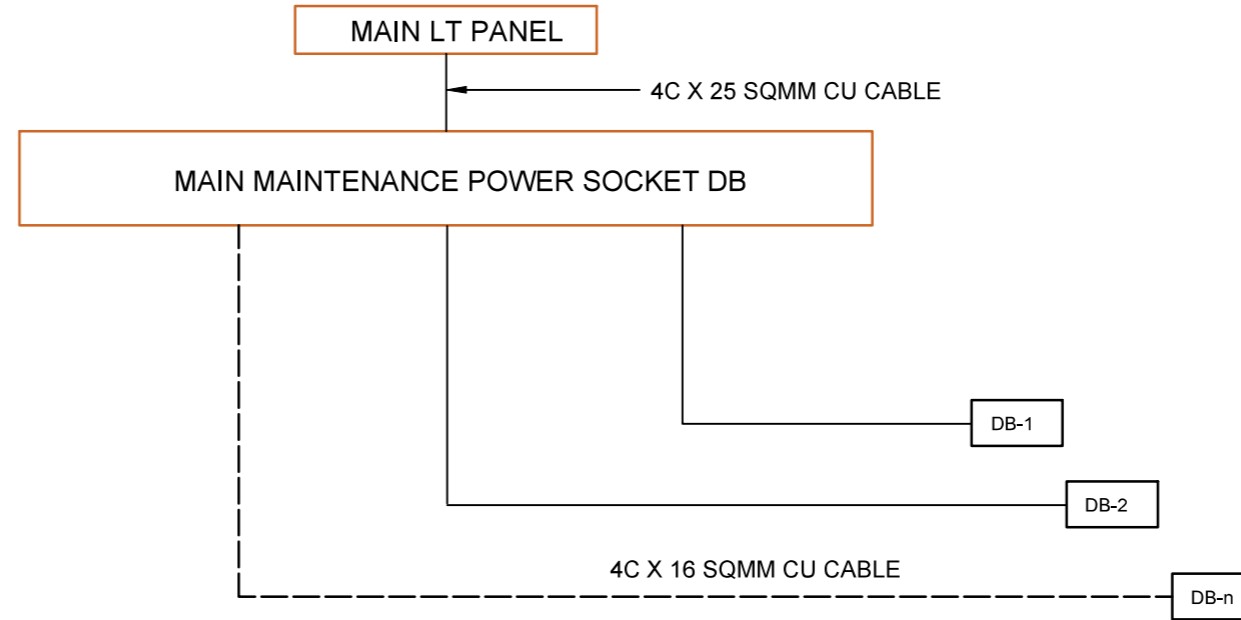
POWER SUPPLY ARRANGEMENT FOR UPS SUPPLY AT SS-1 IN BOTH TUNNELS



MAINTENANCE POWER SOCKET (1&3 PHASE) DB DIAGRAM AT TUNNEL -1




POWER SUPPLY ARRANGEMENT OF UPS MAIN PANEL AT SS-2 IN BOTH TUNNELS



MAINTENANCE POWER SOCKET (1&3 PHASE) DB DIAGRAM AT TUNNEL -2

PROJECT:
HARYANA ORBITAL RAIL CORRIDOR
 CONNECTING PALWAL TO SONIPAT BYPASSING DELHI AREA BY LINKING ASAOTI-PATLI-SULTANPUR-ASAUDAH BY NEW ELECTRIFIED BG DOUBLE LINE

CLIENT:
 **HARYANA RAIL INFRASTRUCTURE DEVELOPMENT CORPORATION LIMITED.**




CONSULTANT:
 **GENERAL CONSULTANT FOR HARYANA ORBITAL RAIL CORRIDOR**
 RITES Limited in consortium with SMEC International Pty. Ltd.



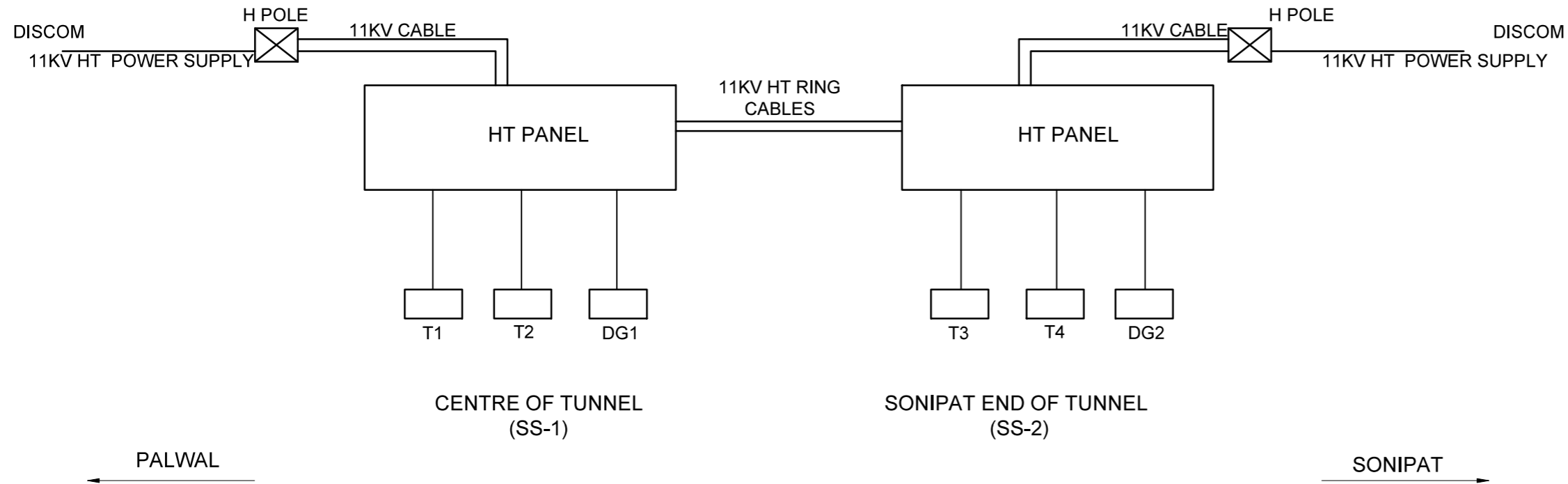
TITLE:- POWER SUPPLY ARRANGEMENT FOR EMERGENCY AND MAINTENANCE POWER SOCKET DIAGRAM (INDICATIVE)

DRG. NO. GC-HRIDC-C4-DRW-TTL-ELE-004_A2 **SHEET NO.** 1 OF 1

SCALE : AS SHOWN **ISSUE DATE** 07.11.2022 **REVISED DATE** 09.01.2023

GC/HORC		HRIDC	
NAME / DESIGNATION	SIGN	NAME / DESIGNATION	SIGN
CHAHATEY RAM PD		SHIV OM DWIVEDI CPM/HRIDC	
A.S. JANGHU CRE/Elect.		MENDLEEF KATIYAR AM/Elect.	
STIPHEN SAHOO ARE/Elect.			

SINGLE LINE DIAGRAM OF HT POWER SUPPLY SYSTEM IN TUNNEL




- NOTES:**
- 11 kV POWER SUPPLY FROM DISCOM MAY BE BY OVERHEAD LINE OR CABLE.
 - CABLE BENDING RADIUS TO BE MAINTAINED AS PER IS-STANDARDS.

THIS DRAWING SHALL BE READ IN CONJUNCTION WITH TENDER SPECIFICATION




PROJECT:
HARYANA ORBITAL RAIL CORRIDOR
 CONNECTING PALWAL TO SONIPAT BYPASSING DELHI AREA BY LINKING ASAOTI-PATLI-SULTANPUR-ASAUDAH BY NEW ELECTRIFIED BG DOUBLE LINE

CLIENT:
 **HARYANA RAIL INFRASTRUCTURE DEVELOPMENT CORPORATION LIMITED.**

CONSULTANT:
 **GENERAL CONSULTANT FOR HARYANA ORBITAL RAIL CORRIDOR**
 RITES Limited in consortium with SMEC International Pty. Ltd.



TITLE:-
 SINGLE LINE DIAGRAM OF HT SYSTEM IN TUNNEL (INDICATIVE)

GC/HORC		HRIDC	
NAME / DESIGNATION	SIGN	NAME / DESIGNATION	SIGN
CHAHATEY RAM PD		SHIV OM DWIVEDI CPM/HRDC	
A.S. JANGHU CRE/Elect.		MENDLEEF KATIYAR AM/Elect.	
STIPHEN SAHOO ARE/Elect.			

DRG. NO.
 GC-HRIDC-C4-DRW-TTL-ELE-005_A1

SHEET NO.
 1 OF 1

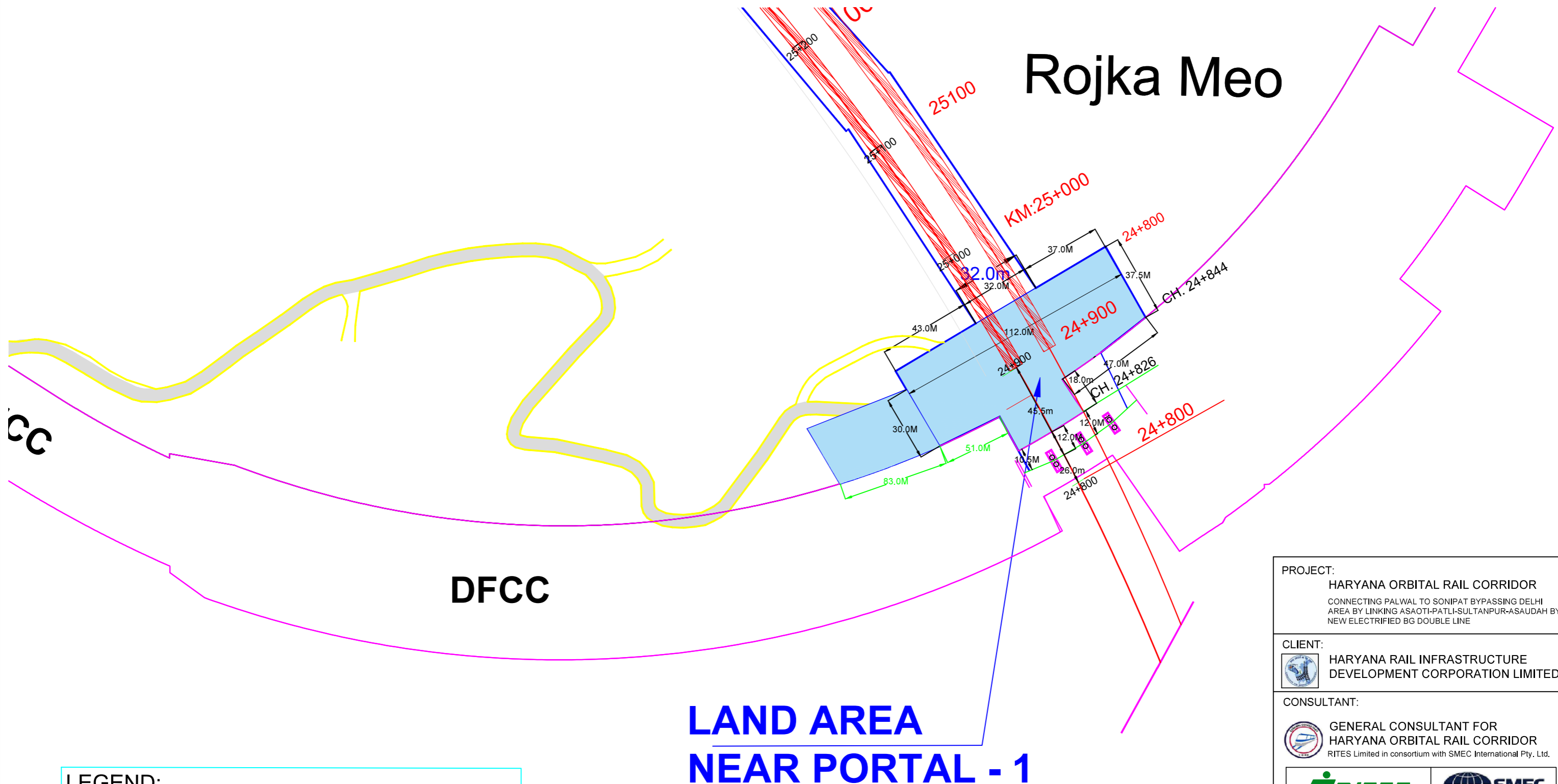

SCALE : AS SHOWN

ISSUE DATE 09.01.2023

REVISED DATE

Land Area for Tunnel

Land Area Taken for Execution of Tunnel & Shafts



LEGEND:
 LAND WILL BE HANDED OVER IN D+7 DAYS
D- COMMENCEMENT DATE

PROJECT:
 HARYANA ORBITAL RAIL CORRIDOR
 CONNECTING PALWAL TO SONIPAT BYPASSING DELHI AREA BY LINKING ASAOTI-PATLI-SULTANPUR-ASAUDAH BY NEW ELECTRIFIED BG DOUBLE LINE

CLIENT:
 HARYANA RAIL INFRASTRUCTURE DEVELOPMENT CORPORATION LIMITED.

CONSULTANT:
 GENERAL CONSULTANT FOR HARYANA ORBITAL RAIL CORRIDOR
 RITES Limited in consortium with SMEC International Pty. Ltd.

THE INFRASTRUCTURE PEOPLE Member of the Surlana Jurong Group

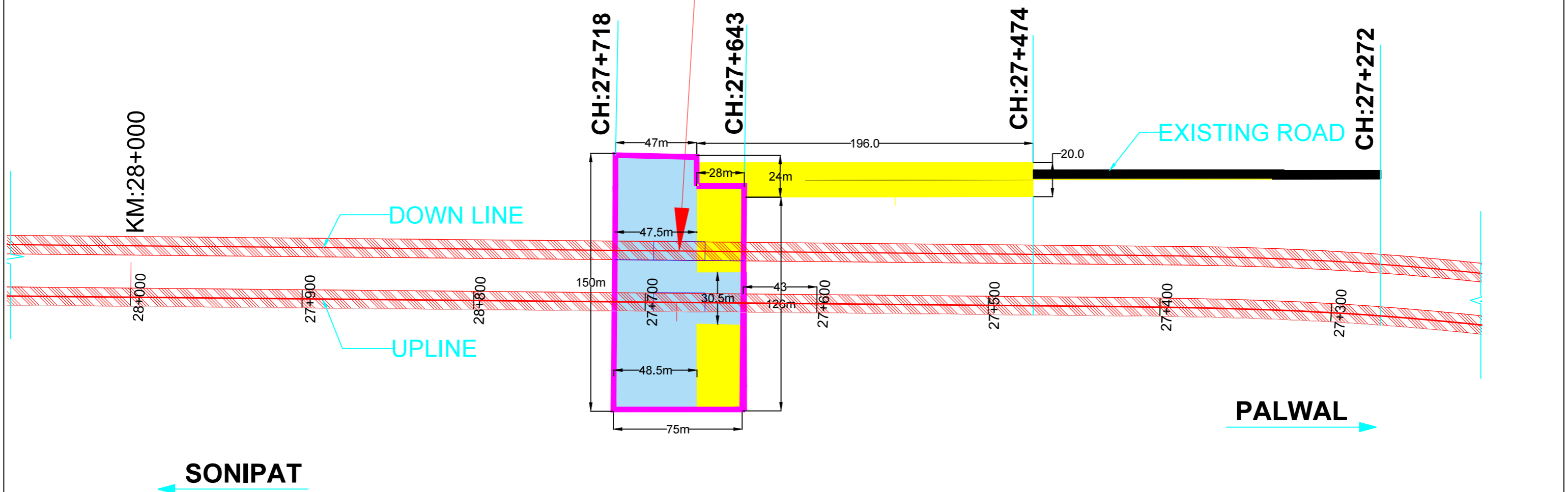
LAND AREA NEAR PORTAL - 1

GC/HORC		HRIDC	
NAME / DESIGNATION	SIGN	NAME / DESIGNATION	SIGN
CHAHATEY RAM PD		SHIV OM DWIVEDI CPM/HRIDC	
REETU PATIAL CDE/ CIVIL		RAJU SOLANKI DGM/CIVIL/SOUTH	

TITLE:-
 LAND AREA NEAR PORTAL-1

SKETCH NO. HRIDC-C4-SK-LANDPLAN-001_A1	SHEET NO.
SCALE : AS SHOWN	ISSUE DATE 03.01.2023
	REVISED DATE 10.01.2023

PERMANENT VENTILATION SHAFT 3 & 4 CH. 27+680 M



LEGEND:

LAND WILL BE HANDED OVER IN D+7 DAYS

LAND WILL BE HANDED OVER IN D+90 DAYS

D- COMMENCEMENT DATE

PROJECT:
HARYANA ORBITAL RAIL CORRIDOR
CONNECTING PALWAL TO SONIPAT BYPASSING DELHI
AREA BY LINKING ASAOTI-PATLI-SULTANPUR-ASAUDAH BY
NEW ELECTRIFIED BG DOUBLE LINE

CLIENT:
 HARYANA RAIL INFRASTRUCTURE
DEVELOPMENT CORPORATION LIMITED.

CONSULTANT:
 GENERAL CONSULTANT FOR
HARYANA ORBITAL RAIL CORRIDOR
RITES Limited in consortium with SMEC International Pty. Ltd.



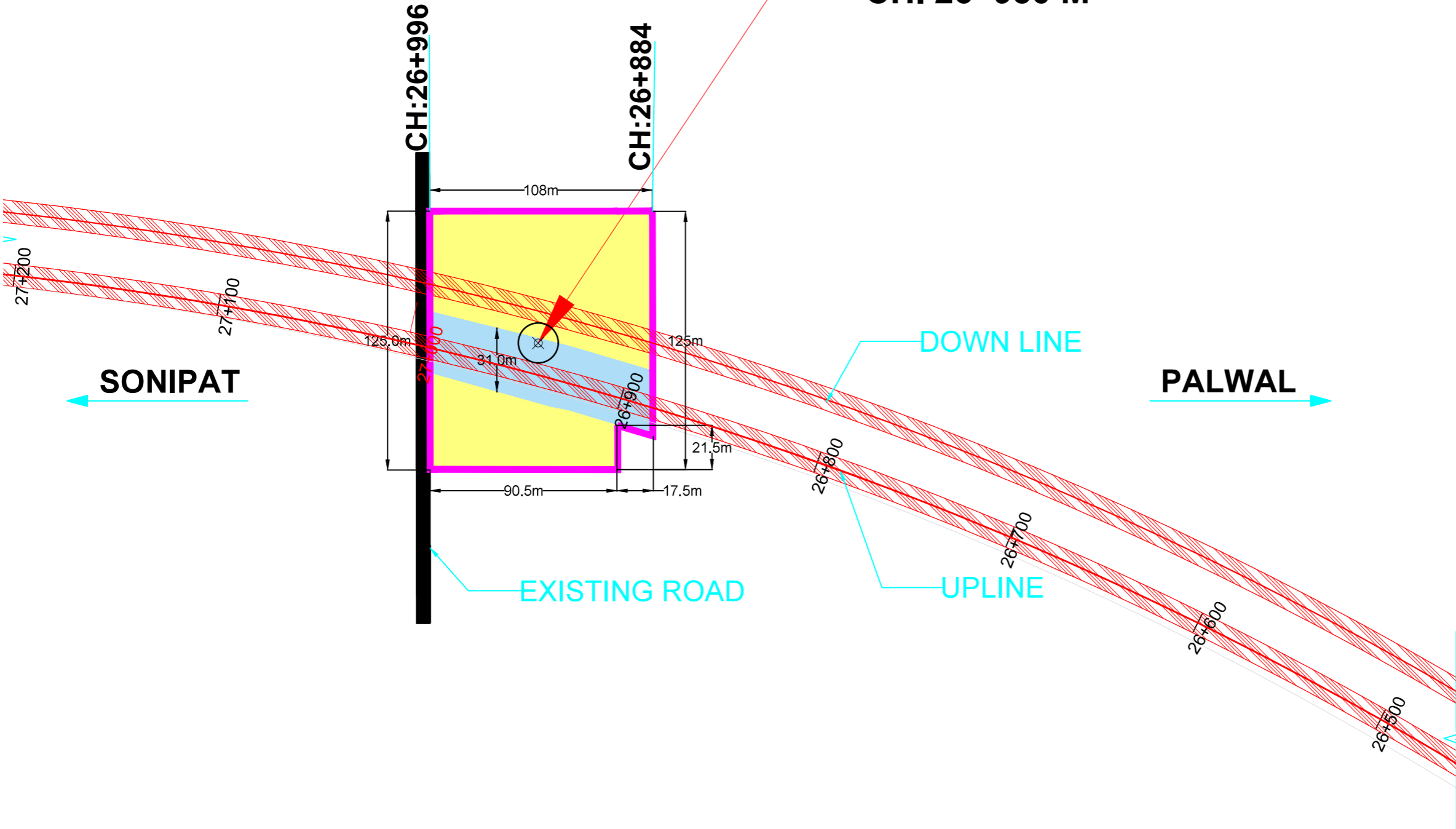
GC/HORC		HRIDC	
NAME / DESIGNATION	SIGN	NAME / DESIGNATION	SIGN
CHAHATEY RAM PD		SHIV OM DWIVEDI CPM/HRIDC	
REETU PATIAL CDE/ CIVIL		RAJU SOLANKI DGM/CIVIL/SOUTH	

TITLE:-
LAND AREA NEAR PERMANENT
VENTILATION SHAFT 1 & 2

SKETCH NO. HRIDC-C4-SK-LANDPLAN-002_A1 **SHEET NO.**

SCALE : AS SHOWN **ISSUE DATE** 03.01.2023 **REVISED DATE** 10.01.2023

**CONSTRUCTION CUM
UTILITY SHAFT
CH. 26+950 M**



LEGEND:

LAND WILL BE HANDED OVER IN D+7 DAYS

LAND WILL BE HANDED OVER IN D+90 DAYS

D- COMMENCEMENT DATE

PROJECT:
HARYANA ORBITAL RAIL CORRIDOR
 CONNECTING PALWAL TO SONIPAT BYPASSING DELHI
 AREA BY LINKING ASAOTI-PATLI-SULTANPUR-ASAUDAH BY
 NEW ELECTRIFIED BG DOUBLE LINE

CLIENT:
**HARYANA RAIL INFRASTRUCTURE
 DEVELOPMENT CORPORATION LIMITED.**

CONSULTANT:
**GENERAL CONSULTANT FOR
 HARYANA ORBITAL RAIL CORRIDOR**
 RITES Limited in consortium with SMEC International Pty. Ltd.



**TITLE:-
 LAND AREA NEAR
 CONSTRUCTION CUM UTILITY SHAFT**

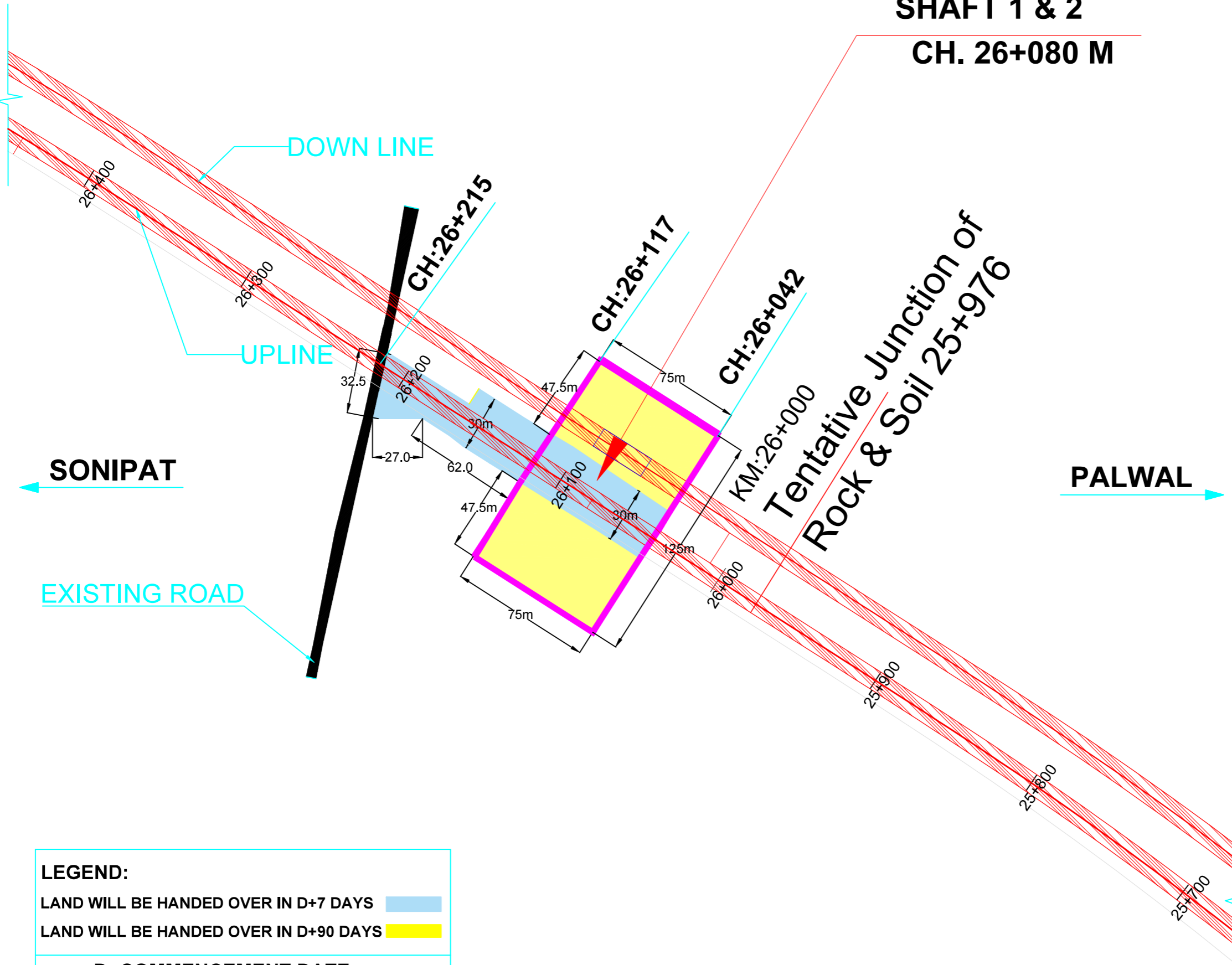
SKETCH NO.
 HRIDC-C4-SK-LANDPLAN-003_A1

SCALE : AS SHOWN	ISSUE DATE 03.01.2023	REVISED DATE 10.01.2023
----------------------------	---------------------------------	-----------------------------------

GC/HORC		HRIDC	
NAME / DESIGNATION	SIGN	NAME / DESIGNATION	SIGN
CHAHATEY RAM PD		SHIV OM DWIVEDI CPM/HRIDC	
REETU PATIAL CDE/ CIVIL		RAJU SOLANKI DGM/CIVIL/SOUTH	

SHEET NO.

**PERMANENT VENTILATION
SHAFT 1 & 2
CH. 26+080 M**



SONIPAT ←

→ **PALWAL**

EXISTING ROAD

LEGEND:

- LAND WILL BE HANDED OVER IN D+7 DAYS
- LAND WILL BE HANDED OVER IN D+90 DAYS

D- COMMENCEMENT DATE

PROJECT:
HARYANA ORBITAL RAIL CORRIDOR
CONNECTING PALWAL TO SONIPAT BYPASSING DELHI
AREA BY LINKING ASAOTI-PATLI-SULTANPUR-ASAUDAH BY
NEW ELECTRIFIED BG DOUBLE LINE

CLIENT:
 HARYANA RAIL INFRASTRUCTURE
DEVELOPMENT CORPORATION LIMITED.

CONSULTANT:
 GENERAL CONSULTANT FOR
HARYANA ORBITAL RAIL CORRIDOR
RITES Limited in consortium with SMEC International Pty. Ltd.



TITLE:-
LAND AREA NEAR PERMANENT
VENTILATION SHAFT 3 & 4

GC/HORC		HRIDC	
NAME / DESIGNATION	SIGN	NAME / DESIGNATION	SIGN
CHAHATEY RAM PD		SHIV OM DWIVEDI CPM/HRIDC	
REETU PATIAL CDE/ CIVIL		RAJU SOLANKI DGM/CIVIL/SOUTH	

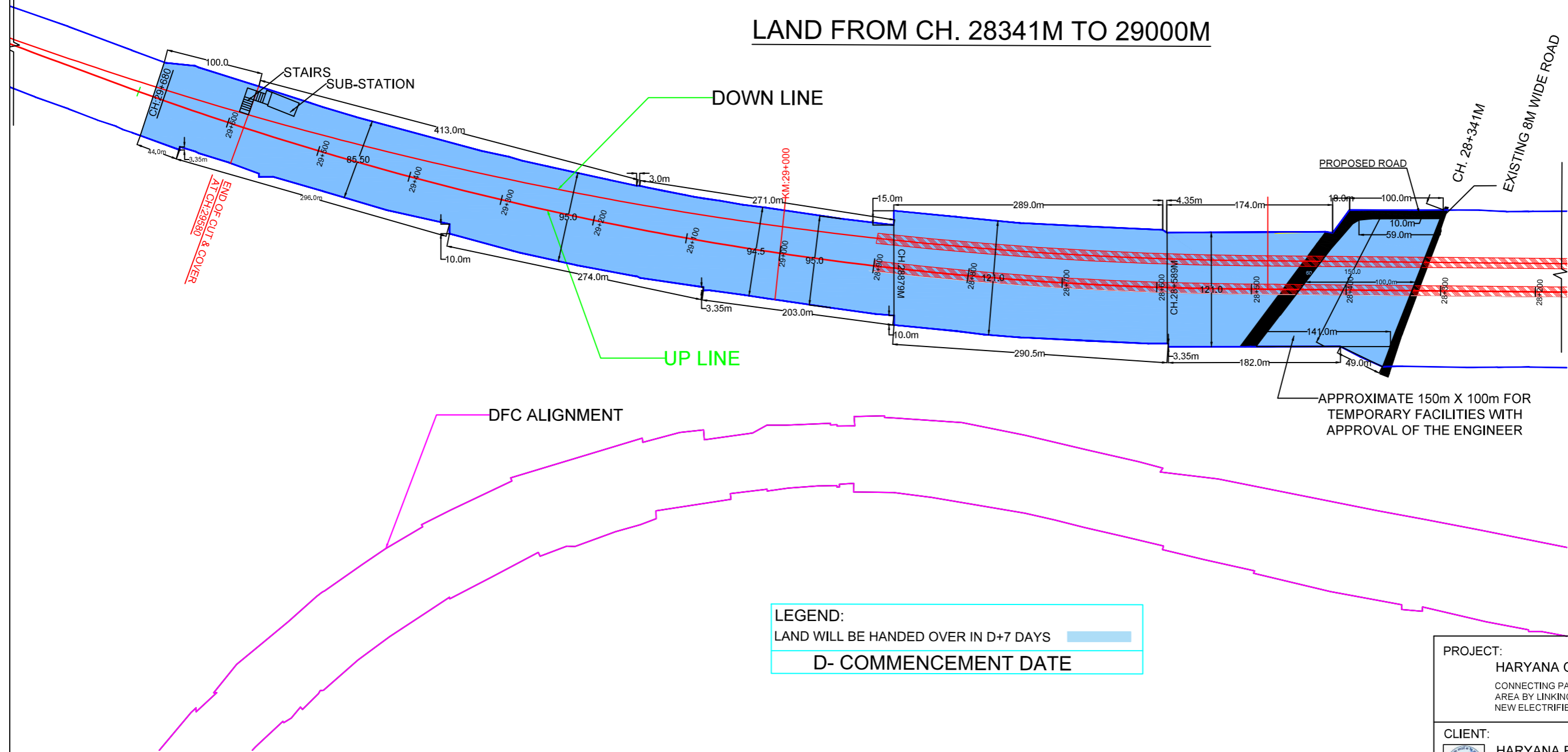
SKETCH NO.
HRIDC-C4-SK-LANDPLAN-004_A1

SHEET NO.

SCALE :	ISSUE DATE	REVISED DATE
AS SHOWN	03.01.2023	10.01.2023

LAND DETAILS FROM CH.28+341M TO 29+680M

LAND FROM CH. 28341M TO 29000M







LEGEND:
 LAND WILL BE HANDED OVER IN D+7 DAYS
D- COMMENCEMENT DATE

PROJECT:
 HARYANA ORBITAL RAIL CORRIDOR
 CONNECTING PALWAL TO SONIPAT BYPASSING DELHI AREA BY LINKING ASAOTI-PATLI-SULTANPUR-ASAUDAH BY NEW ELECTRIFIED BG DOUBLE LINE

CLIENT:
 HARYANA RAIL INFRASTRUCTURE DEVELOPMENT CORPORATION LIMITED.

CONSULTANT:
 GENERAL CONSULTANT FOR HARYANA ORBITAL RAIL CORRIDOR
 RITES Limited in consortium with SMEC International Pty. Ltd.

  **SMEC**
 THE INFRASTRUCTURE PEOPLE Member of the Surbana Jurong Group

GC/HORC		HRDC	
NAME / DESIGNATION	SIGN	NAME / DESIGNATION	SIGN
CHAHATEY RAM PD		SHIV OM DWIVEDI CPM/HRDC	
		RAJU SOLANKI DGM/CIVIL/SOUTH	
REETU PATIAL CDE/ CIVIL			

TITLE:-
 LAND DETAILS FROM
 CH: 28341m TO 29680m

SKETCH NO. HRDC-C4-SK-LANDPLAN-005_A1	SHEET NO.
SCALE : AS SHOWN	ISSUE DATE 03.01.2023
	REVISED DATE 10.01.2023